

Nursing and Midwifery Board of Australia

Registrant data

Reporting period: 01 January 2019 to 31 March 2019



Table of contents

Introduction.....	3
Principal place of practice.....	4
Registration type	4
General registration	6
Non-practising registration	7
Provisional registration	8
Endorsments	9
Notations	10
Age group.....	11
General registration	11
Non-practising registration	12
Provisional registration	13
Gender.....	14
General registration	14
Non-practising registration	16
Provisional registration	18

Introduction

This report contains registration information about nurses and midwives registered with the Nursing and Midwifery Board of Australia (NMBA).

The functions of the NMBA are defined under the [National Law](#), and include:

- Registering nurses, midwives and students of nursing and midwifery
- Determining national registration requirements
- Developing professional codes, standards, guidelines and position statements to guide the practice of nurses and midwives
- Managing notifications, investigations and panel hearings
- Overseeing the assessment of internationally qualified nurses and midwives who wish to register in Australia
- Approving national accreditation standards and accredited programs of study leading to registration and endorsement
- Delegating to state and territory boards and committees of the NMBA, and AHPRA staff, the power to determine individual applications for registration and notification of a nurse's or midwife's health, performance and/or conduct, and a student's health or criminal history

**Co-regulatory models apply in New South Wales (NSW) and Queensland (QLD). In NSW, notifications are managed separately by the Nursing and Midwifery Council of NSW; the NSW Board of the NMBA only manages registration matters. In QLD, notifications are received by the Office of the Health Ombudsman (OHO), who determines which notifications should be managed by the NMBA.*

The NMBA's functions are supported by the [Australian Health Practitioner Regulation Agency](#) (AHPRA). For information about legislation governing the NMBA and AHPRA, see [AHPRA's Legislation & Publications](#) at www.ahpra.gov.au/Legislation-and-Publications.aspx

AHPRA has analysed the NMBA's registration data and produced a number of statistical tables¹ about registrants to share with the professions and community. This report is updated on a quarterly basis.

For more information on nursing and midwifery registration, please see the NMBA's website:

www.nursingmidwiferyboard.gov.au/Registration-and-Endorsement.aspx

¹ Note that the data for dual registration in the tables and diagrams includes where a nurse or a midwife may be non-practising in one category, for example enrolled nurse (non-practising) & registered nurse (practising) or nurse (non-practising) & midwife (practising).

Principal place of practice

Registration type

Table 1.1 Registration type by principal place of practice*

Profession	Registration types	Divisions	ACT	NSW	NT	QLD	SA	TAS	VIC	WA	No PPP	Total	
Nurse	General	Enrolled Nurse (EN)	690	13,657	425	13,351	7,837	1,592	20,425	5,563	128	63,668	
		Registered Nurse (RN)	5,185	85,724	3,562	60,197	22,800	7,207	75,453	30,290	10,583	301,001	
		EN & RN	94	1,522	58	1,760	858	83	3,136	761	27	8,299	
	Total General Nurse			5,969	100,903	4,045	75,308	31,495	8,882	99,014	36,614	10,738	372,968
	Non-practising	Enrolled Nurse (EN)	17	320	5	182	123	23	254	87	14	1,025	
		Registered Nurse (RN)	73	1,477	22	640	288	103	724	307	455	4,089	
		EN & RN		5		6	3		7	1	5	27	
	Total Non-practising Nurse			90	1,802	27	828	414	126	985	395	474	5,141
	Provisional	Enrolled Nurse (EN)	2	5	1	9	3		17	4		41	
		Registered Nurse (RN)	4	42	1	38	21	4	37	25	2	174	
		EN & RN							1			1	
	Total Provisional Nurse			6	47	2	47	24	4	55	29	2	216
	Total Nurse			6,065	102,752	4,074	76,183	31,933	9,012	100,054	37,038	11,214	378,325

Table 1.1 (continued from page 4)

Profession	Registration types	Divisions	ACT	NSW	NT	QLD	SA	TAS	VIC	WA	No PPP	Total	
Nurse and Midwife	General	EN & Midwife	1	14	3	28	11		35	2		94	
		RN & Midwife	495	7,426	481	5,591	1,790	610	7,401	2,790	277	26,861	
		EN & RN & Midwife		21	2	4	2	2	30	13		74	
	Total General Nurse and Midwife		496	7,461	486	5,623	1,803	612	7,466	2,805	277	27,029	
	Non-practising	EN & Midwife							1				1
		RN & Midwife	16	263		85	40	8	111	40	26		589
	Total Non-practising Nurse and Midwife		16	263		85	40	8	112	40	26		590
	Provisional	RN & Midwife		2		1	1		1	1			6
Total Provisional Nurse and Midwife			2		1	1		1	1			6	
Total Nurse and Midwife			512	7,726	486	5,709	1,844	620	7,579	2,846	303	27,625	
Midwife	General		184	1,302	88	1,213	668	31	1,436	455	198	5,575	
	Non-practising			16	1	7	4		24	7	7	66	
	Provisional			1		2	1					4	
Total Midwife			184	1,319	89	1,222	673	31	1,460	462	205	5,645	
Total			6,761	111,797	4,649	83,114	34,450	9,663	109,093	40,346	11,722	411,595	

* The Nursing and Midwifery Board introduced Provisional Registration for Nurses and Midwives in September 2015.

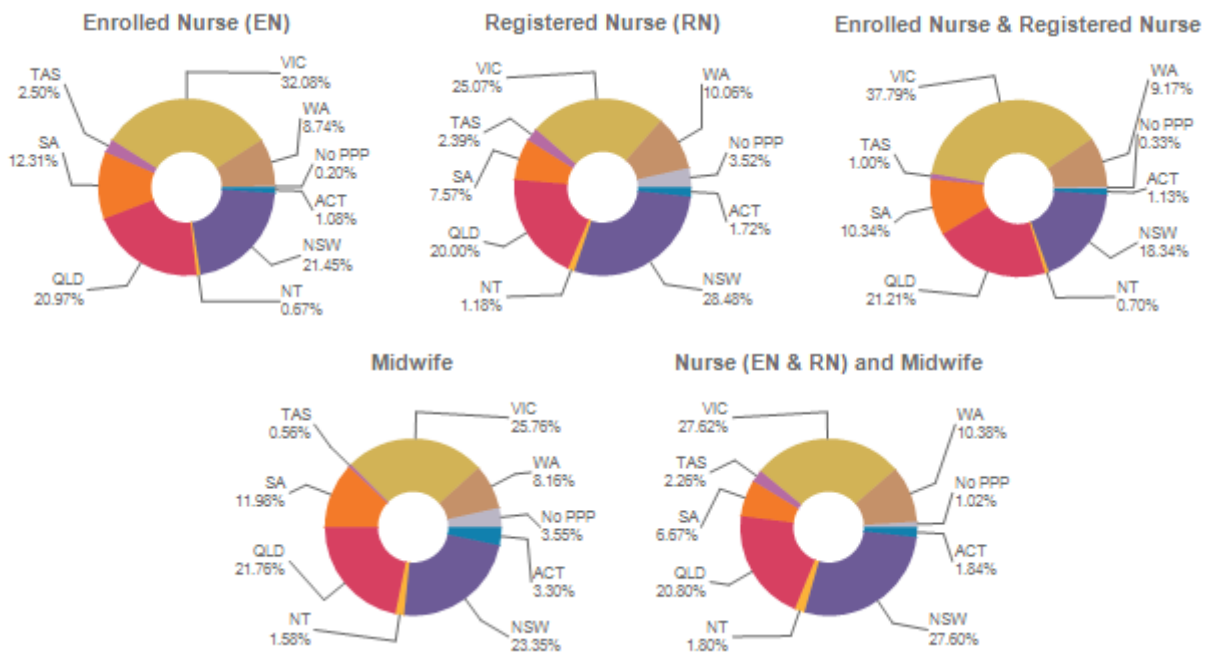
General registration

Table 2.1 Totals for practitioners with general registration as Nurse and/or Midwife

Division	ACT	NSW	NT	QLD	SA	TAS	VIC	WA	No PPP	Total
Enrolled Nurse (EN)	690	13,657	425	13,351	7,837	1,592	20,425	5,563	128	63,668
Registered Nurse (RN)	5,185	85,724	3,562	60,197	22,800	7,207	75,453	30,290	10,583	301,001
EN & RN	94	1,522	58	1,760	858	83	3,136	761	27	8,299
Midwife	184	1,302	88	1,213	668	31	1,436	455	198	5,575
Nurse (EN & RN) and Midwife*	496	7,461	486	5,623	1,803	612	7,466	2,805	277	27,029

* Practitioners with a Nurse and Midwife registration may hold registration as an EN and Midwife, RN and Midwife, or EN and RN and Midwife.

Table 2.2 Percentage of general registration by principal place of practice



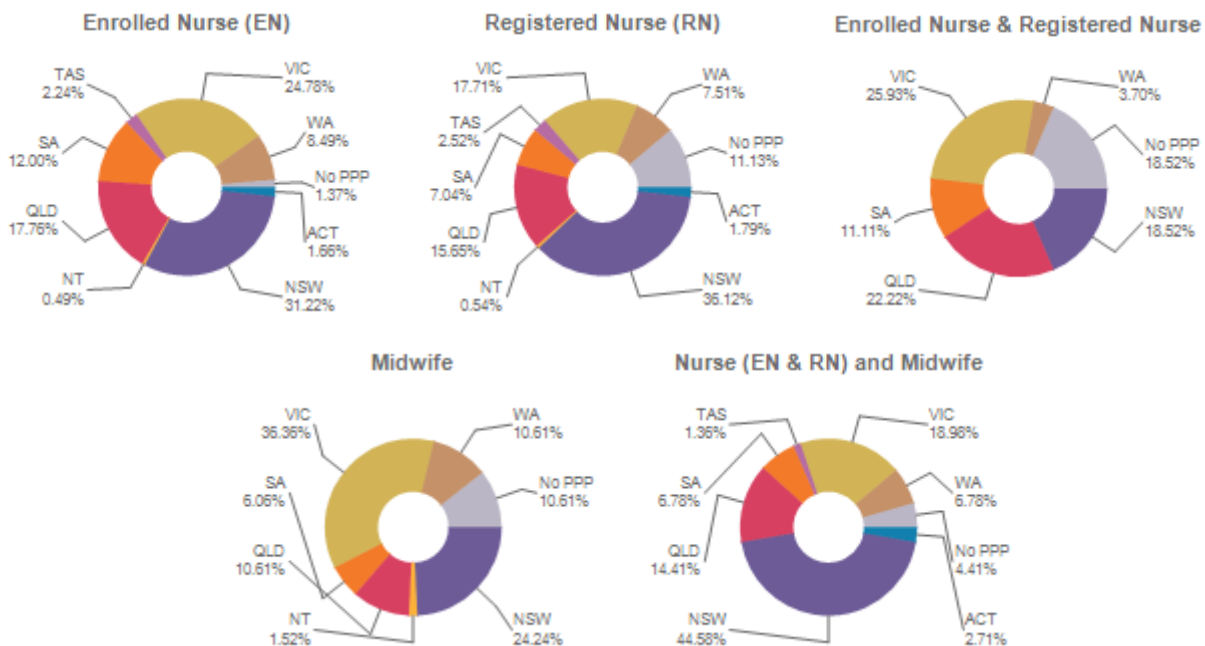
Non-practising registration

Table 3.1 Totals for practitioners with non-practising registration as Nurse and/or Midwife

Division	ACT	NSW	NT	QLD	SA	TAS	VIC	WA	No PPP	Total
Enrolled Nurse (EN)	17	320	5	182	123	23	254	87	14	1,025
Registered Nurse (RN)	73	1,477	22	640	288	103	724	307	455	4,089
EN & RN		5		6	3		7	1	5	27
Midwife		16	1	7	4		24	7	7	66
Nurse (EN & RN) and Midwife*	16	263		85	40	8	112	40	26	590

* Practitioners with a Nurse and Midwife registration may hold registration as an EN and Midwife, RN and Midwife, or EN and RN and Midwife.

Table 3.2 Percentage of non-practising registration by principal place of practice



Provisional registration

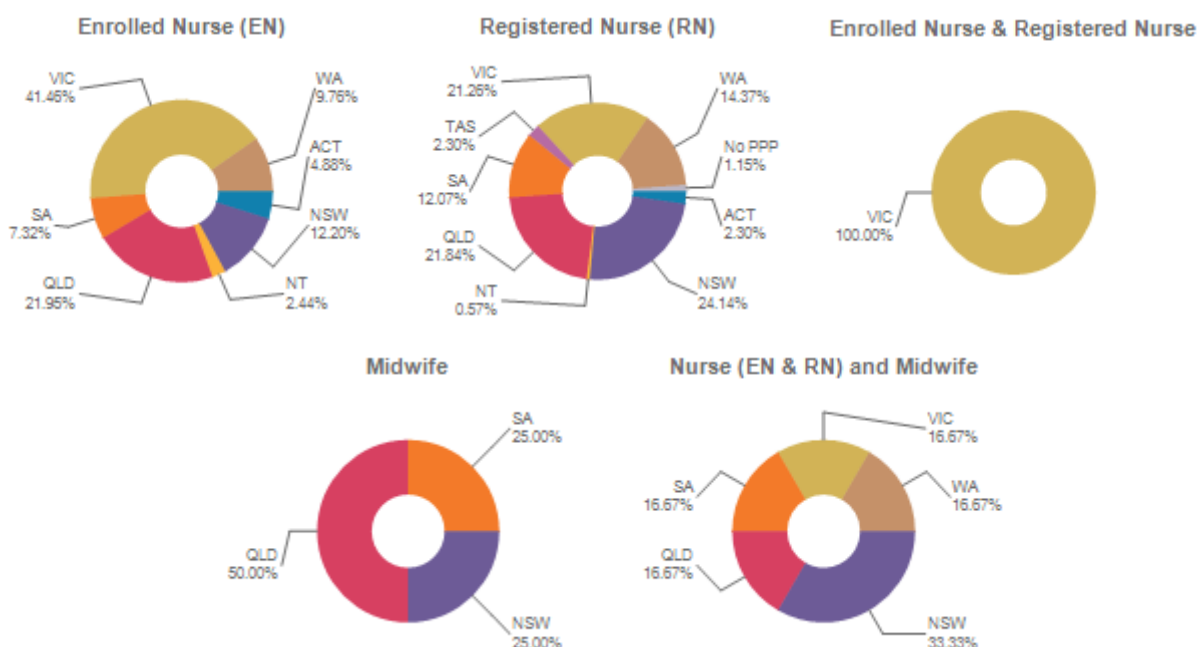
Provisional registration is a registration type used by the NMBA for registered nurses, enrolled nurses and/or midwives who want to return to the register after an absence from practice. Provisional registration enables a registered nurse, enrolled nurse and/or midwife to complete a period of supervised practice or a NMBA-approved re-entry to practice program to be eligible for general registration.

Table 4.1 Totals for practitioners with provisional registration as Nurse and/or Midwife

Division	ACT	NSW	NT	QLD	SA	TAS	VIC	WA	No PPP	Total
Enrolled Nurse (EN)	2	5	1	9	3		17	4		41
Registered Nurse (RN)	4	42	1	38	21	4	37	25	2	174
EN & RN							1			1
Midwife		1		2	1					4
Nurse (EN & RN) and Midwife*		2		1	1		1	1		6

* Practitioners with a Nurse and Midwife registration may hold registration as an EN and Midwife, RN and Midwife, or EN and RN and Midwife.

Table 4.2 Percentage of provisional registration by principal place of practice



Endorsements by type

The NMBA endorsements for registered nurses are:

- Nurse Practitioner
- Registered Nurse - scheduled medicines (rural and isolated practice)

The NMBA endorsements for midwives are:

- Midwife – scheduled medicines
- Midwife Practitioner – refer [Position-Statement Midwife Practitioners \(7 April 2011\)](#)

Table 5.1 Registered Nurse and Midwife - Endorsements by principal place of practice

Profession	Endorsement	ACT	NSW	NT	QLD	SA	TAS	VIC	WA	No PPP	Total
Nurse	Nurse Practitioner	48	421	29	484	145	40	396	250	26	1,839
	Scheduled Medicines - Rural and isolated practice	7	41	25	831	12	8	200	26	10	1,160
Midwife	Midwife practitioner		1								1
	Scheduled Medicines*	8	78	6	188	45	12	90	81	1	509
Total		63	541	60	1,503	202	60	686	357	37	3,509

* The above numbers under 'Midwife - Scheduled Medicines' reflect those midwives who have met the NMBA Registration standard for endorsement for scheduled medicines for midwives.

Notations

Registered nurses with a sole qualification in mental health nursing or paediatric nursing or disability nursing - rather than a qualification in general nursing - are identified on the national register with a notation, which states: Solely qualified in the area of Disability Nursing / Mental Health Nursing / Paediatric Nursing.

Table 6.1 Registered Nurse notations

Notation	ACT	NSW	NT	QLD	SA	TAS	VIC	WA	No PPP	Total
Disability Nursing		40	2	10	4		14	22	14	106
Mental Health nursing	9	286	25	204	210	17	333	1,026	165	2,275
Paediatric Nursing	3	135	2	117	16	2	88	159	70	592
Total	12	461	29	331	230	19	435	1,207	249	2,973

Midwife notations

Note: All midwives who held the Eligible Midwife notation either now hold the Midwife Scheduled Medicines endorsement or have determined they no longer require the Eligible Midwife notation.

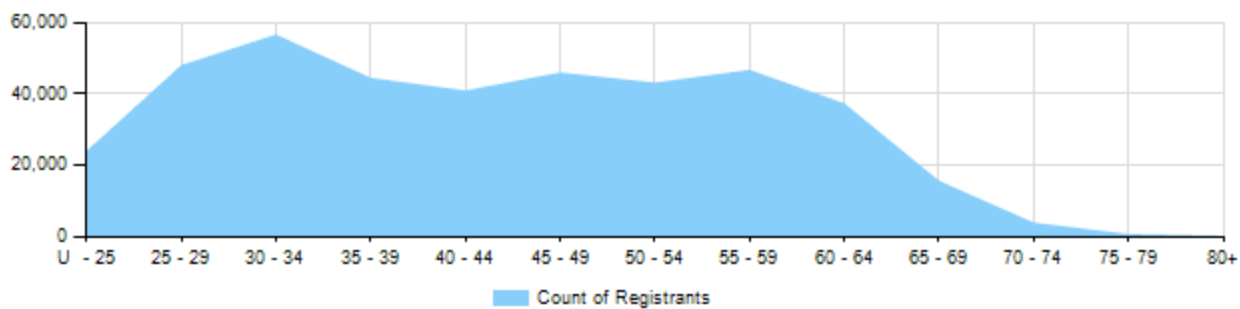
Age group

General registration

Table 7.1 General registration by age group

Age group	Nurse			Nurse and Midwife			Midwife	Total	% age bracket
	EN	RN	EN & RN	EN	RN	EN & RN			
U - 25	5,430	16,676	553	2	647	1	537	23,846	5.9%
25 - 29	6,331	37,037	1,646	14	1,795	20	995	47,838	11.8%
30 - 34	6,092	45,614	1,695	21	2,043	14	932	56,411	13.9%
35 - 39	5,463	34,938	1,114	19	1,926	14	816	44,290	10.9%
40 - 44	5,142	32,040	902	12	1,956	5	679	40,736	10.0%
45 - 49	6,648	34,899	855	15	2,730	8	619	45,774	11.3%
50 - 54	8,102	30,135	711	4	3,562	6	432	42,952	10.6%
55 - 59	9,541	30,814	547	6	5,323	4	276	46,511	11.5%
60 - 64	7,538	24,691	212	1	4,512	2	189	37,145	9.2%
65 - 69	2,754	10,762	55		1,839		77	15,487	3.8%
70 - 74	548	2,823	8		418		19	3,816	0.9%
75 - 79	69	478	1		96		4	648	0.2%
80+	10	94			14			118	<0.1%
Total	63,668	301,001	8,299	94	26,861	74	5,575	405,572	100.0%

Table 7.2 General registration by age group

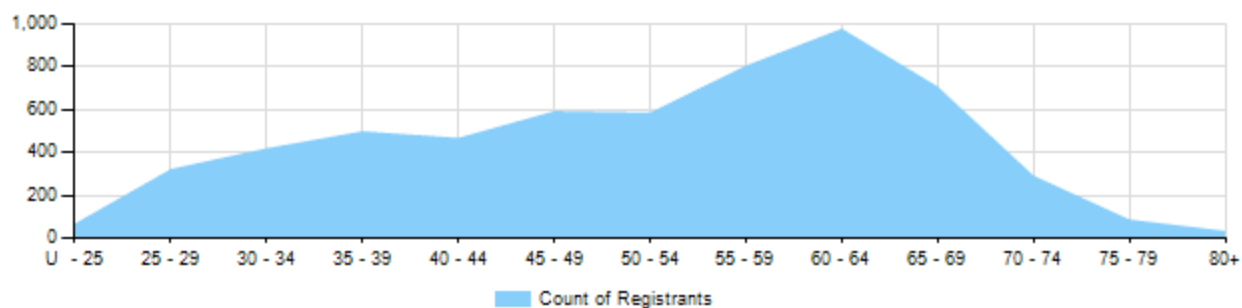


Non-practising registration

Table 8.1 Non-practising registration by age group

Age group	Nurse			Nurse and Midwife			Total	% age bracket
	EN	RN	EN & RN	EN	RN	Midwife		
U - 25	30	33				1	64	1.1%
25 - 29	70	230	4		6	8	318	5.5%
30 - 34	62	326	8	1	10	8	415	7.2%
35 - 39	84	381	2		18	9	494	8.5%
40 - 44	58	375	3		19	8	463	8.0%
45 - 49	119	419	1		43	6	588	10.1%
50 - 54	143	395	3		32	8	581	10.0%
55 - 59	193	509	2		89	7	800	13.8%
60 - 64	163	656	3		143	7	972	16.8%
65 - 69	78	475	1		146	2	702	12.1%
70 - 74	20	206			59	2	287	5.0%
75 - 79	5	61			17		83	1.4%
80+		23			7		30	0.5%
Total	1,025	4,089	27	1	589	66	5,797	100.0%

Table 8.2 Non-practising registration by age group



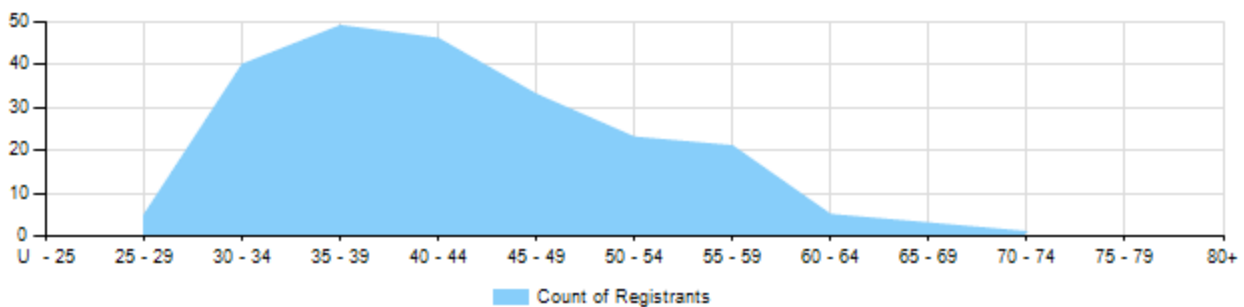
Provisional registration

Provisional registration is a registration type used by the NMBA for registered nurses, enrolled nurses and/or midwives who want to return to the register after an absence from practice. Provisional registration enables a registered nurse, enrolled nurse and/or midwife to complete a period of supervised practice or a NMBA-approved re-entry to practice program to be eligible for general registration.

Table 9.1 Provisional registration by age group

Age group	Nurse			Nurse	Midwife	Total	% age bracket
	EN	RN	EN & RN	RN			
U - 25							0.0%
25 - 29	2	3				5	2.2%
30 - 34	10	30				40	17.7%
35 - 39	7	40	1	1		49	21.7%
40 - 44	8	36		1	1	46	20.4%
45 - 49	5	24		1	3	33	14.6%
50 - 54	4	18		1		23	10.2%
55 - 59	1	19		1		21	9.3%
60 - 64	2	2		1		5	2.2%
65 - 69	1	2				3	1.3%
70 - 74	1					1	0.4%
75 - 79							0.0%
80+							0.0%
Total	41	174	1	6	4	226	100.0%

Table 9.2 Provisional registration by age group



Gender

General registration

Table 10.1 General registration by gender

Profession	Gender	Divisions	ACT	NSW	NT	QLD	SA	TAS	VIC	WA	No PPP	Total	
Nurse	Female	Enrolled Nurse (EN)	610	12,048	352	12,001	7,075	1,443	18,460	5,112	111	57,212	
		Registered Nurse (RN)	4,476	74,081	3,004	53,151	20,041	6,296	66,712	27,298	8,927	263,986	
		EN & RN	75	1,298	48	1,532	703	77	2,693	697	26	7,149	
	Total Female General Nurse			5,161	87,427	3,404	66,684	27,819	7,816	87,865	33,107	9,064	328,347
	Male	Enrolled Nurse (EN)	80	1,609	73	1,350	762	149	1,965	450	17	6,455	
		Registered Nurse (RN)	709	11,640	558	7,045	2,759	911	8,741	2,992	1,656	37,011	
		EN & RN	19	224	10	228	155	6	443	64	1	1,150	
	Total Male General Nurse			808	13,473	641	8,623	3,676	1,066	11,149	3,506	1,674	44,616
	Intersex or Indeterminate	Enrolled Nurse (EN)									1		1
		Registered Nurse (RN)		3		1							4
Total Intersex or Indeterminate General Nurse			0	3	0	1	0	0	0	1	0	5	
Total General Nurse			5,969	100,903	4,045	75,308	31,495	8,882	99,014	36,614	10,738	372,968	
Nurse and Midwife	Female	EN & Midwife	1	14	2	27	11		35	2		92	
		RN & Midwife	487	7,266	451	5,508	1,751	596	7,337	2,746	271	26,413	
		EN & RN & Midwife		20	2	4	2	2	30	13		73	
	Total Female General Nurse and Midwife			488	7,300	455	5,539	1,764	598	7,402	2,761	271	26,578
	Male	EN & Midwife			1	1							2
		RN & Midwife	8	160	30	83	39	14	64	44	6	448	
		EN & RN & Midwife		1									1
Total Male General Nurse and Midwife			8	161	31	84	39	14	64	44	6	451	
Total General Nurse and Midwife			496	7,461	486	5,623	1,803	612	7,466	2,805	277	27,029	

Table 10.1 (continued from page 14)

Profession	Gender	Divisions	ACT	NSW	NT	QLD	SA	TAS	VIC	WA	No PPP	Total
Midwife	Female		183	1,296	87	1,212	666	30	1,431	455	197	5,557
	Male		1	6	1	1	2	1	5		1	18
Total General Midwife			184	1,302	88	1,213	668	31	1,436	455	198	5,575
Total			6,649	109,666	4,619	82,144	33,966	9,525	107,916	39,874	11,213	405,572

* Practitioners with a Nurse and Midwife registration may hold registration as an EN and Midwife, RN and Midwife, or EN and RN and Midwife.

Table 10.2 Total general registration by gender

Gender	ACT	NSW	NT	QLD	SA	TAS	VIC	WA	No PPP	Total
Female	5,832	96,023	3,946	73,435	30,249	8,444	96,698	36,323	9,532	360,482
Male	817	13,640	673	8,708	3,717	1,081	11,218	3,550	1,681	45,085
Intersex or Indeterminate		3		1				1		5

Table 10.3 Total general registration by gender percentages

Gender	ACT	NSW	NT	QLD	SA	TAS	VIC	WA	No PPP	Total
Female	87.7%	87.6%	85.4%	89.4%	89.1%	88.7%	89.6%	91.1%	85.0%	88.9%
Male	12.3%	12.4%	14.6%	10.6%	10.9%	11.3%	10.4%	8.9%	15.0%	11.1%
Intersex or Indeterminate		<0.1%		<0.1%				<0.1%		<0.1%

Non-practising registration

Table 11.1 Non-practising registration by gender

Profession	Gender	Divisions	ACT	NSW	NT	QLD	SA	TAS	VIC	WA	No PPP	Total	
Nurse	Female	Enrolled Nurse (EN)	16	293	5	172	118	23	237	83	13	960	
		Registered Nurse (RN)	63	1,331	19	575	251	94	655	288	409	3,685	
		EN & RN		5		5	3		7	1	4	25	
		Total Female Non-practising Nurse	79	1,629	24	752	372	117	899	372	426	4,670	
	Male	Enrolled Nurse (EN)	1	27		10	5		17	4	1	65	
		Registered Nurse (RN)	10	146	3	65	37	9	69	19	46	404	
		EN & RN				1					1	2	
	Total Male Non-practising Nurse	11	173	3	76	42	9	86	23	48	471		
	Total Non-practising Nurse			90	1,802	27	828	414	126	985	395	474	5,141
	Nurse and Midwife	Female	EN & Midwife							1			1
RN & Midwife			16	256		83	40	8	111	39	26	579	
Total Female Non-practising Nurse and Midwife			16	256	0	83	40	8	112	39	26	580	
Male		RN & Midwife		7		2				1		10	
Total Non-practising Nurse and Midwife			16	263	0	85	40	8	112	40	26	590	
Midwife	Female		16	1	7	4		24	7	7	66		
Total Non-practising Midwife			0	16	1	7	4	0	24	7	7	66	
Total			106	2,081	28	920	458	134	1,121	442	507	5,797	

Table 11.2 Total non-practising registration by gender

Gender	ACT	NSW	NT	QLD	SA	TAS	VIC	WA	No PPP	Total
Female	95	1,901	25	842	416	125	1,035	418	459	5,316
Male	11	180	3	78	42	9	86	24	48	481

Table 11.3 Total non-practising registration by gender percentages

Gender	ACT	NSW	NT	QLD	SA	TAS	VIC	WA	No PPP	Total
Female	89.6%	91.4%	89.3%	91.5%	90.8%	93.3%	92.3%	94.6%	90.5%	91.7%
Male	10.4%	8.6%	10.7%	8.5%	9.2%	6.7%	7.7%	5.4%	9.5%	8.3%

Provisional Registration

Provisional registration is a registration type used by the NMBA for registered nurses, enrolled nurses and/or midwives who want to return to the register after an absence from practice. Provisional registration enables a registered nurse, enrolled nurse and/or midwife to complete a period of supervised practice or a NMBA-approved re-entry to practice program to be eligible for general registration.

Table 12.1 Provisional registration by gender

Profession	Gender	Divisions	ACT	NSW	NT	QLD	SA	TAS	VIC	WA	No PPP	Total	
Nurse	Female	Enrolled Nurse (EN)	2	4	1	9	3		17	4		40	
		Registered Nurse (RN)	4	35	1	35	21	3	34	21	2	156	
		EN & RN							1			1	
	Total Female Provisional Nurse		6	39	2	44	24	3	52	25	2	197	
	Male	Enrolled Nurse (EN)		1									1
		Registered Nurse (RN)		7		3		1	3	4			18
	Total Male Provisional Nurse		0	8	0	3	0	1	3	4	0	19	
Total Provisional Nurse			6	47	2	47	24	4	55	29	2	216	
Nurse and Midwife	Female	RN & Midwife		2		1	1		1	1		6	
Total Provisional Nurse and Midwife			0	2	0	1	1	0	1	1	0	6	
Midwife	Female			1		2	1					4	
Total Provisional Midwife			0	1	0	2	1	0	0	0	0	4	
Total			6	50	2	50	26	4	56	30	2	226	

Table 12.2 Total provisional registration by gender

Gender	ACT	NSW	NT	QLD	SA	TAS	VIC	WA	No PPP	Total
Female	6	42	2	47	26	3	53	26	2	207
Male		8		3		1	3	4		19

Table 12.3 Total provisional registration by gender percentages

Gender	ACT	NSW	NT	QLD	SA	TAS	VIC	WA	No PPP	Total
Female	100.0%	84.0%	100.0%	94.0%	100.0%	75.0%	94.6%	86.7%	100.0%	91.6%
Male		16.0%		6.0%		25.0%	5.4%	13.3%		8.4%