



## Nurse and Midwife Registrant Data: December 2013

Published February 2014

### Introduction

This report contains registration information about nurses and midwives registered with the Nursing and Midwifery Board of Australia (National Board or NMBA).

The functions of the National Board are defined under the [National Law](#), and include:

- Registering nurses, midwives and students of nursing and midwifery
- Determining national registration requirements
- Developing professional codes, standards, guidelines and position statements to guide the practice of nurses and midwives
- Managing notifications, investigations and panel hearings
- Overseeing the assessment of internationally qualified nurses and midwives who wish to practise in Australia
- Approving national accreditation standards and accredited programs of study leading to registration and endorsement
- Delegating to state and territory boards and committees of the NMBA, and AHPRA staff, the power to determine individual applications for registration and notification of a nurse's or midwife's health, performance and/or conduct, and a student's health or criminal history

*\*In New South Wales (NSW), where a co-regulatory model applies and notifications are managed separately by the Nursing and Midwifery Council NSW, the NSW Board of the NMBA is only responsible for the registration of nurses, midwives and students.*

The National Board's functions are supported by the [Australian Health Practitioner Regulation Agency](#) (AHPRA). For information about legislation governing the National Board and AHPRA, see [AHPRA's Legislation & Publications](#) at [www.ahpra.gov.au/Legislation-and-Publications.aspx](http://www.ahpra.gov.au/Legislation-and-Publications.aspx)

AHPRA has analysed the National Board's registration data and produced a number of statistical tables about registrants to share with the professions and community. The National Board will update this statistical report regularly.

For more information on nursing and midwifery registration, please see the National Board's website: [www.nursingmidwiferyboard.gov.au/Registration-and-Endorsement.aspx](http://www.nursingmidwiferyboard.gov.au/Registration-and-Endorsement.aspx)

### Index of Tables

Nurse and Midwife – Registration Type .....	2
Registered Nurse and Midwife – Endorsement by type.....	4
Registered Nurse and Midwife – Notations.....	4
Nurse and Midwife – General Registration by Age .....	5
Nurse and Midwife – Non-practising Registration by Age .....	5
Nurse and Midwife – General Registration by Gender .....	6
Nurse and Midwife – General Registration by Gender Percentages .....	6
Nurse and Midwife – Non-practising Registration by Gender .....	7
Nurse and Midwife – Non-practising Registration by Gender Percentages .....	7

## Nurse and Midwife by Registration Type

The National Board recognises four nursing and midwifery registration types: general registration, limited registration, non-practising registration and student registration.

The nurse may be either a Registered Nurse or an Enrolled Nurse, or both. Refer to the National Board Position Statement:

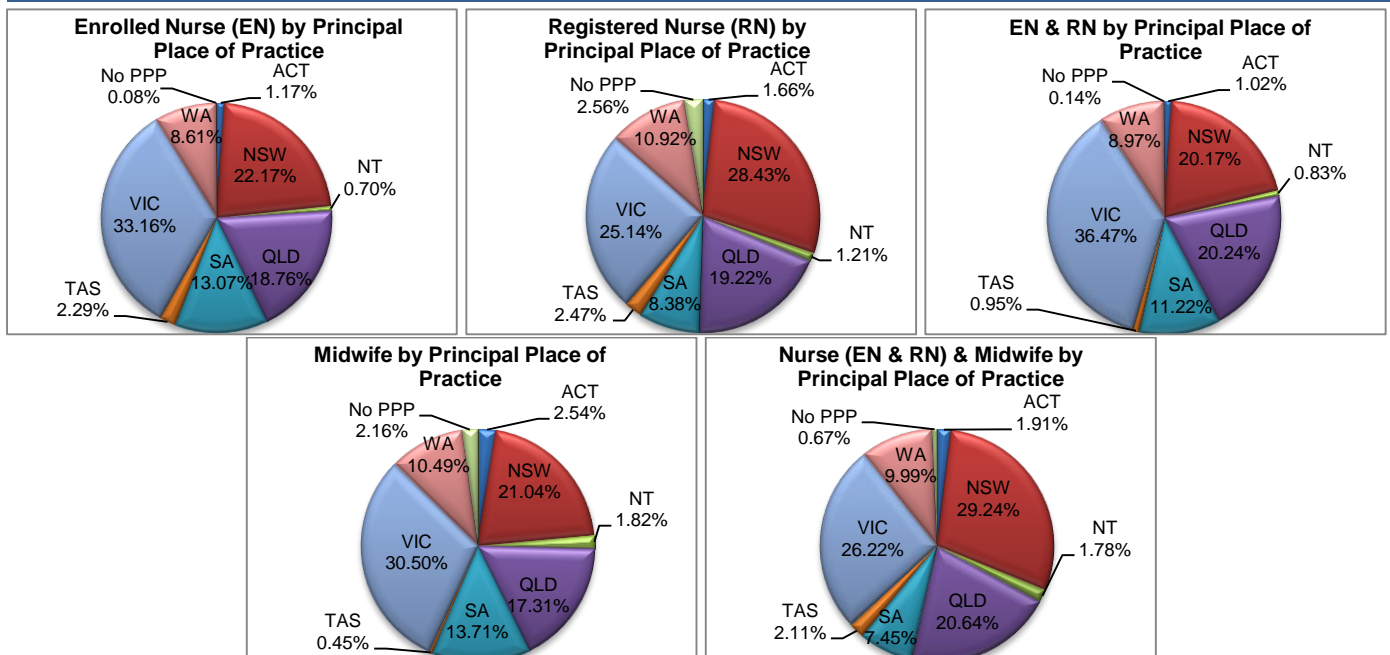
[Position statement on concurrent registration as an Enrolled Nurse and Registered Nurse.](#)

Nurse and Midwife – Registration Type										
Nurse	ACT	NSW	NT	QLD	SA	TAS	VIC	WA	No PPP	Total
<b>General</b>										
Enrolled Nurse (EN)	691	13,146	415	11,121	7,749	1,356	19,661	5,105	47	59,291
Registered Nurse (RN)	4,206	71,879	3,072	48,590	21,202	6,249	63,581	27,608	6,481	252,868
Enrolled Nurse & Registered Nurse	43	852	35	855	474	40	1,541	379	6	4,225
<b>Total General Nurse</b>	<b>4,940</b>	<b>85,877</b>	<b>3,522</b>	<b>60,566</b>	<b>29,425</b>	<b>7,645</b>	<b>84,783</b>	<b>33,092</b>	<b>6,534</b>	<b>316,384</b>
<b>Non-practising</b>										
Enrolled Nurse (EN)	13	293	4	107	57	16	164	50	3	707
Registered Nurse (RN)	52	1,305	19	365	182	73	509	233	86	2,824
Enrolled Nurse & Registered Nurse	1	1	-	3	-	-	2	-	-	7
<b>Total Non-practising Nurse</b>	<b>66</b>	<b>1,599</b>	<b>23</b>	<b>475</b>	<b>239</b>	<b>89</b>	<b>675</b>	<b>283</b>	<b>89</b>	<b>3,538</b>
<b>Total Nurse</b>	<b>5,006</b>	<b>87,476</b>	<b>3,545</b>	<b>61,041</b>	<b>29,664</b>	<b>7,734</b>	<b>85,458</b>	<b>33,375</b>	<b>6,623</b>	<b>319,922</b>
Nurse & Midwife	ACT	NSW	NT	QLD	SA	TAS	VIC	WA	No PPP	Total
<b>General</b>										
Enrolled Nurse (EN)	2	6	-	6	4	-	25	-	-	43
Registered Nurse (RN)	570	8,760	533	6,185	2,230	633	7,812	2,992	200	29,915
Enrolled Nurse & Registered Nurse	1	3	-	1	-	-	26	5	-	36
<b>Total General Nurse &amp; Midwife</b>	<b>573</b>	<b>8,769</b>	<b>533</b>	<b>6,192</b>	<b>2,234</b>	<b>633</b>	<b>7,863</b>	<b>2,997</b>	<b>200</b>	<b>29,994</b>
<b>Non-practising</b>										
Enrolled Nurse (EN)	-	-	-	-	-	-	3	-	-	3
Registered Nurse (RN)	24	950	9	150	49	24	206	83	19	1,514
Enrolled Nurse & Registered Nurse	-	1	-	-	-	-	-	-	-	1
<b>Total Non-practising Nurse &amp; Midwife</b>	<b>24</b>	<b>951</b>	<b>9</b>	<b>150</b>	<b>49</b>	<b>24</b>	<b>209</b>	<b>83</b>	<b>19</b>	<b>1,518</b>
<b>Total Nurse &amp; Midwife</b>	<b>597</b>	<b>9,720</b>	<b>542</b>	<b>6,342</b>	<b>2,283</b>	<b>657</b>	<b>8,072</b>	<b>3,080</b>	<b>219</b>	<b>31,512</b>
Midwife	ACT	NSW	NT	QLD	SA	TAS	VIC	WA	No PPP	Total
<b>General</b>	74	614	53	505	400	13	890	306	63	2,918
<b>Non-practising</b>	-	14	-	3	5	-	18	5	2	47
<b>Total Midwife</b>	<b>74</b>	<b>628</b>	<b>53</b>	<b>508</b>	<b>405</b>	<b>13</b>	<b>908</b>	<b>311</b>	<b>65</b>	<b>2,965</b>
<b>Grand Total</b>	<b>5,677</b>	<b>97,824</b>	<b>4,140</b>	<b>67,891</b>	<b>32,352</b>	<b>8,404</b>	<b>94,438</b>	<b>36,766</b>	<b>6,907</b>	<b>354,399</b>

The following table and charts show totals for General Registration

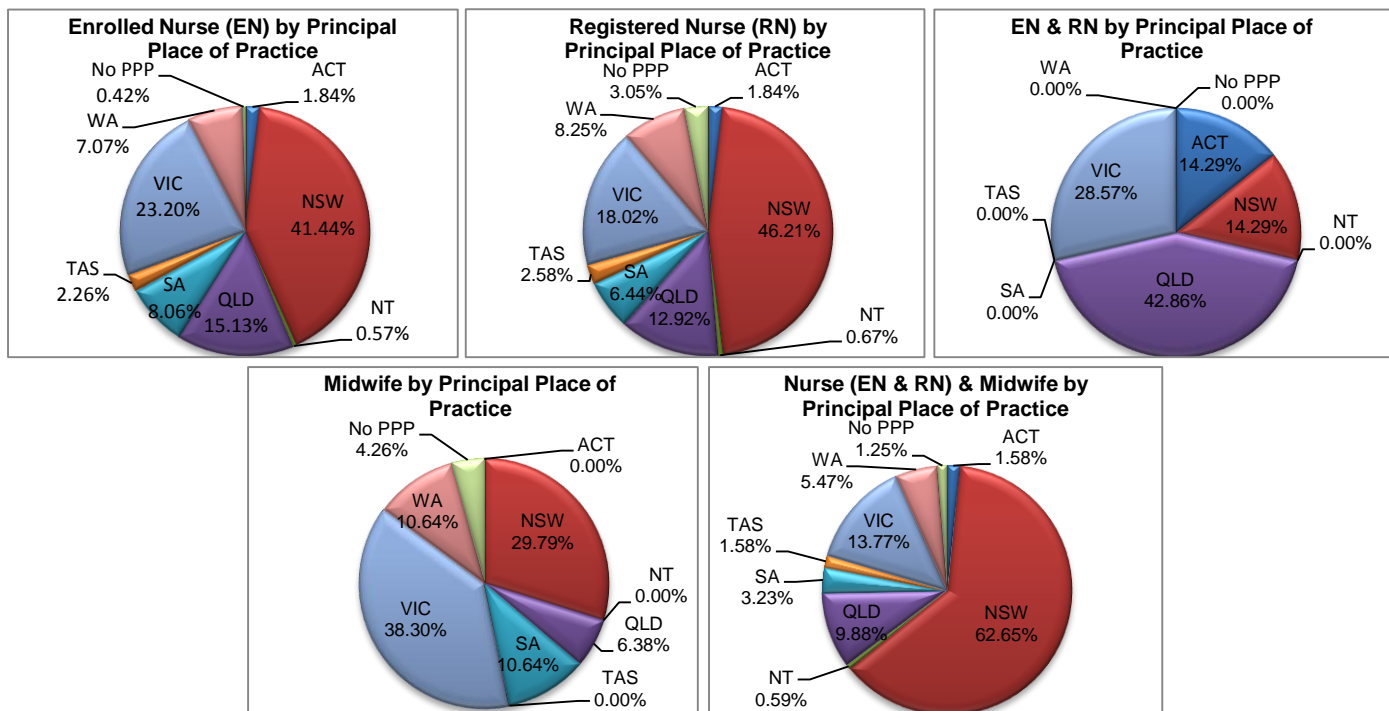
Totals for General Nurse and Midwife										
	ACT	NSW	NT	QLD	SA	TAS	VIC	WA	No PPP	Total
<b>Enrolled Nurse (EN)</b>	691	13,146	415	11,121	7,749	1,356	19,661	5,105	47	59,291
<b>Registered Nurse (RN)</b>	4,206	71,879	3,072	48,590	21,202	6,249	63,581	27,608	6,481	252,868
<b>EN &amp; RN</b>	43	852	35	855	474	40	1,541	379	6	4,225

<b>Midwife</b>	74	614	53	505	400	13	890	306	63	2,918
<b>Nurse (EN &amp; RN) &amp; Midwife</b>	573	8,769	533	6,192	2,234	633	7,863	2,997	200	29,994



The following table and charts show totals for Non-Practising Registration

Totals for Non-Practising Nurse and Midwife										
	ACT	NSW	NT	QLD	SA	TAS	VIC	WA	No PPP	Total
Enrolled Nurse (EN)	13	293	4	107	57	16	164	50	3	707
Registered Nurse (RN)	52	1,305	19	365	182	73	509	233	86	2,824
EN & RN	1	1	-	3	-	-	2	-	-	7
Midwife	-	14	-	3	5	-	18	5	2	47
Nurse (EN & RN) & Midwife	24	951	9	150	49	24	209	83	19	1,518



## Registered Nurse and Midwife by Endorsement

The endorsement of registration identifies registered nurses and midwives with additional qualifications and specific expertise.

The National Board endorsements for registered nurses are:

- Nurse Practitioner – includes prescribing scheduled medicines
- Midwife Practitioner – refer [Position-Statement Midwife Practitioners \(7 April 2011\)](#)
- Registered Nurse - supply scheduled medicines (rural and isolated practice)

Note: No principal place of practice (PPP) will include nurses and midwives with an overseas address.

The National Board endorsement for midwives is:

- Eligible Midwife – prescribe scheduled medicines

Registered Nurse and Midwife – Endorsement by type										
Registered Nurse	ACT	NSW	NT	QLD	SA	TAS	VIC	WA	No PPP	Total
Nurse Practitioner	37	242	13	274	82	23	168	161	4	1,004
Schedule Medicines - Rural & Isolated Practice	3	31	9	718	7	3	60	13	3	847
Midwife	ACT	NSW	NT	QLD	SA	TAS	VIC	WA	No PPP	Total
Scheduled Medicines - Eligible Midwife	-	11	-	16	3	2	12	11	-	55

## Registered Nurse and Midwife – Notations

Registered Nurses with a sole qualification in mental health nursing or paediatric nursing or disability nursing.

To ensure national consistency, registered nurses with a sole qualification in mental health nursing or paediatric nursing or disability nursing - rather than a qualification in general nursing - are identified on the national register with a notation, which states: *Solely qualified in the area of Disability Nursing / Mental Health Nursing / Paediatric Nursing.*

Registered Nurse Notation by State and Territory										
Registered Nurse	ACT	NSW	NT	QLD	SA	TAS	VIC	WA	No PPP	Total
Disability Nursing	1	20	3	5	5	1	10	21	2	68
Mental Health Nursing	6	198	19	41	48	3	139	1,198	43	1,695
Paediatric Nursing	1	101	2	22	11	1	37	139	10	324
<b>Total</b>	<b>8</b>	<b>319</b>	<b>24</b>	<b>68</b>	<b>64</b>	<b>5</b>	<b>186</b>	<b>1,358</b>	<b>55</b>	<b>2,087</b>

The National Board also recognises those midwives that meet the requirements of the Eligible Midwife registration standard with a notation on their registration.

The notation states:

*Eligible midwife competent to provide pregnancy, labour, birth and post natal care and qualified to provide the associated services and order diagnostic investigations required for midwifery practice, in accordance with relevant State and Territory legislation.*

*Eligible midwife, but NOT qualified to obtain endorsement under section 94 to prescribe Schedule 2, 3, 4 & 8 medicines required for midwifery practice in accordance with state and territory legislation.*

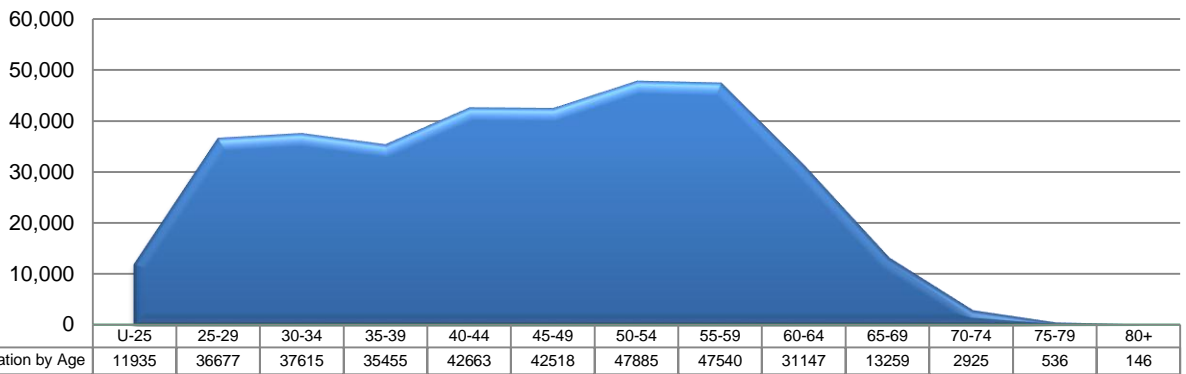
These eligible midwives will be endorsed to prescribe scheduled medicines when they successfully complete a Board-approved program of study for prescribing midwifery medicines.

Midwife Notation by State and Territory										
Midwife	ACT	NSW	NT	QLD	SA	TAS	VIC	WA	No PPP	Total
Eligible Midwife		37	1	90	13	4	42	22		209

## Nurse and Midwife – General Registration by Age

Nurse and Midwife – General Registration by Age										
Age Group	Nurse			Nurse and Midwife			Midwife	Total	% by Age Group	
	Enrolled Nurse (EN)	Registered Nurse (RN)	Enrolled Nurse & Registered Nurse	Enrolled Nurse (EN)	Registered Nurse (RN)	Enrolled Nurse & Registered Nurse				
U-25	3,010	8,213	274	2	226	9	201	11,935	3.41%	
25-29	4,788	29,083	1,042	17	1,221	6	520	36,677	10.47%	
30-34	4,366	30,481	622	5	1,722	4	415	37,615	10.74%	
35-39	4,220	28,571	489	5	1,770	6	394	35,455	10.12%	
40-44	5,741	33,387	470	6	2,623	3	433	42,663	12.18%	
45-49	7,913	30,028	497	3	3,686	3	388	42,518	12.14%	
50-54	10,113	31,050	467	2	6,012	3	238	47,885	13.67%	
55-59	10,144	30,244	261	3	6,720	1	167	47,540	13.57%	
60-64	6,326	20,097	80	2	4,548	2	92	31,147	8.89%	
65-69	2,217	9,103	21	0	1,868	0	50	13,259	3.79%	
70-74	372	2,106	2	0	428	0	17	2,925	0.83%	
75-79	51	406	0	0	76	0	3	536	0.15%	
80+	30	99	0	0	17	0	0	146	0.04%	
<b>Total</b>	<b>59,291</b>	<b>252,868</b>	<b>4,225</b>	<b>45</b>	<b>30,917</b>	<b>37</b>	<b>2,918</b>	<b>350,301</b>	<b>100.00%</b>	

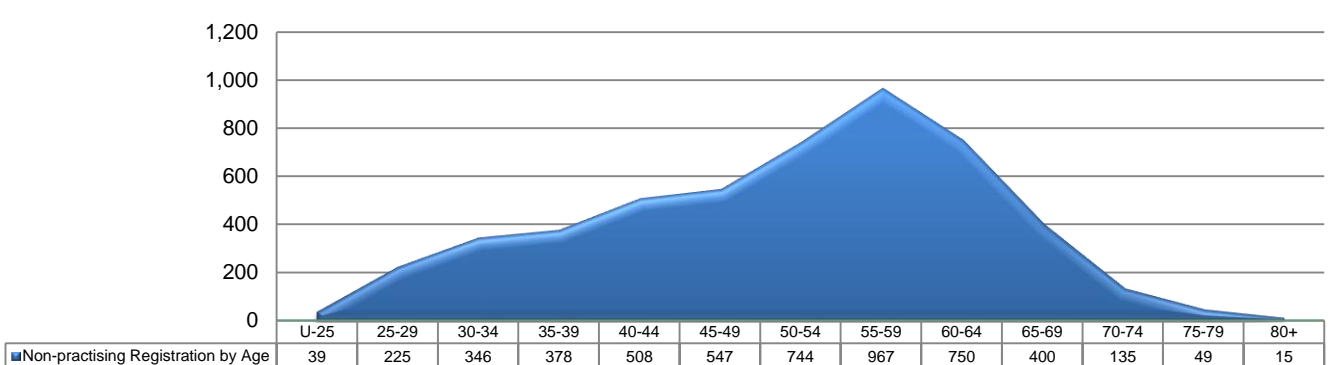
### General Registration by Age



## Nurse and Midwife – Non-practising Registration by Age

Age Group	Nurse			Nurse and Midwife			Midwife	Total	% by Age Group
	Enrolled Nurse (EN)	Registered Nurse (RN)	Enrolled Nurse & Registered Nurse	Enrolled Nurse (EN)	Registered Nurse (RN)	Enrolled Nurse & Registered Nurse			
U-25	20	19	0	0	0	0	0	39	0.01%
25-29	39	172	0	1	4	0	9	225	0.06%
30-34	52	260	1	1	25	0	7	346	0.10%
35-39	50	274	0	0	48	0	6	378	0.11%
40-44	71	353	1	0	76	0	7	508	0.15%
45-49	87	320	2	0	134	0	4	547	0.16%
50-54	123	321	1	0	293	0	6	744	0.21%
55-59	143	390	0	1	427	0	6	967	0.28%
60-64	87	352	0	0	310	1	0	750	0.21%
65-69	29	236	1	0	134	0	0	400	0.11%
70-74	6	85	0	0	42	0	2	135	0.04%
75-79	0	33	1	0	15	0	0	49	0.01%
80+	0	9	0	0	6	0	0	15	0.00%
<b>Total</b>	<b>707</b>	<b>2,824</b>	<b>7</b>	<b>3</b>	<b>1,514</b>	<b>1</b>	<b>47</b>	<b>5,103</b>	<b>1.46%</b>

### Non-practising Registration by Age



## Nurse and Midwife – General Registration by Gender

General Registration by Gender										
Nurse	ACT	NSW	NT	QLD	SA	TAS	VIC	WA	No PPP	Total
<b>Female</b>	4,383	74,950	2,945	53,938	26,154	6,752	75,820	29,924	5,635	<b>280,501</b>
Enrolled Nurse (EN)	634	11,658	333	10,067	7,066	1,244	17,915	4,770	44	<b>53,731</b>
Registered Nurse (RN)	3,713	62,580	2,580	43,122	18,687	5,468	56,600	24,803	5,585	<b>223,138</b>
Enrolled Nurse & Registered Nurse	36	712	32	749	401	40	1,305	351	6	<b>3,632</b>
<b>Male</b>	557	10,927	577	6,628	3,271	893	8,963	3,168	899	<b>35,883</b>
Enrolled Nurse (EN)	57	1,488	82	1,054	683	112	1,746	335	3	<b>5,560</b>
Registered Nurse (RN)	493	9,299	492	5,468	2,515	781	6,981	2,805	896	<b>29,730</b>
Enrolled Nurse & Registered Nurse	7	140	3	106	73	-	236	28	-	<b>593</b>
<b>Total</b>	<b>4,940</b>	<b>85,877</b>	<b>3,522</b>	<b>60,566</b>	<b>29,425</b>	<b>7,645</b>	<b>84,783</b>	<b>33,092</b>	<b>6,534</b>	<b>316,384</b>
Nurse & Midwife	ACT	NSW	NT	QLD	SA	TAS	VIC	WA	No PPP	Total
<b>Female</b>	573	9,218	515	6,162	2,208	635	7,915	2,995	200	<b>30,421</b>
Enrolled Nurse (EN)	2	6	-	6	3	-	27	-	-	<b>44</b>
Registered Nurse (RN)	570	9,208	515	6,155	2,205	635	7,862	2,990	200	<b>30,340</b>
Enrolled Nurse & Registered Nurse	1	4	-	1	-	-	26	5	-	<b>37</b>
<b>Male</b>	16	195	24	129	57	17	89	47	4	<b>578</b>
Enrolled Nurse (EN)	-	-	-	-	1	-	-	-	-	<b>1</b>
Registered Nurse (RN)	16	195	24	129	56	17	89	47	4	<b>577</b>
Enrolled Nurse & Registered Nurse	-	-	-	-	-	-	-	-	-	<b>0</b>
<b>Total</b>	<b>589</b>	<b>9,413</b>	<b>539</b>	<b>6,291</b>	<b>2,265</b>	<b>652</b>	<b>8,004</b>	<b>3,042</b>	<b>204</b>	<b>30,999</b>
Midwife	ACT	NSW	NT	QLD	SA	TAS	VIC	WA	No PPP	Total
<b>Female</b>	74	610	52	504	400	12	887	306	62	<b>2,907</b>
<b>Male</b>	-	4	1	1	-	1	3	-	1	<b>11</b>
<b>Total</b>	<b>74</b>	<b>614</b>	<b>53</b>	<b>505</b>	<b>400</b>	<b>13</b>	<b>890</b>	<b>306</b>	<b>63</b>	<b>2,918</b>
<b>Grand Total</b>	<b>5,603</b>	<b>95,904</b>	<b>4,114</b>	<b>67,362</b>	<b>32,090</b>	<b>8,310</b>	<b>93,677</b>	<b>36,440</b>	<b>6,801</b>	<b>350,301</b>

Total General Registration by Gender										
General	ACT	NSW	NT	QLD	SA	TAS	VIC	WA	No PPP	Total
<b>Female</b>	5,030	84,778	3,512	60,604	28,762	7,399	84,622	33,225	5,897	<b>313,829</b>
<b>Male</b>	573	11,126	602	6,758	3,328	911	9,055	3,215	904	<b>36,472</b>

Nurse and Midwife – General Registration by Gender Percentages										
General	ACT	NSW	NT	QLD	SA	TAS	VIC	WA	No PPP	Total
<b>Female</b>	89.77%	88.40%	85.37%	89.97%	89.63%	89.04%	90.33%	91.18%	86.71%	<b>89.59%</b>
<b>Male</b>	10.23%	11.60%	14.63%	10.03%	10.37%	10.96%	9.67%	8.82%	13.29%	<b>10.41%</b>

### Nurse and Midwife – Non-practising Registration by Gender

Nurse	ACT	NSW	NT	QLD	SA	TAS	VIC	WA	No PPP	Total
<b>Female</b>	55	1,472	22	446	216	86	620	264	81	3,262
Enrolled Nurse (EN)	12	274	4	101	54	15	156	48	1	665
Registered Nurse (RN)	43	1,197	18	342	162	71	462	216	80	2,591
Enrolled Nurse & Registered Nurse	-	1	-	3	-	-	2	-	-	6
<b>Male</b>	11	127	1	29	23	3	55	19	8	276
Enrolled Nurse (EN)	1	19	-	6	3	1	8	2	2	42
Registered Nurse (RN)	9	108	1	23	20	2	47	17	6	233
Enrolled Nurse & Registered Nurse	1	-	-	-	-	-	-	-	-	1
<b>Total</b>	<b>66</b>	<b>1,599</b>	<b>23</b>	<b>475</b>	<b>239</b>	<b>89</b>	<b>675</b>	<b>283</b>	<b>89</b>	<b>3,538</b>
Nurse & Midwife	ACT	NSW	NT	QLD	SA	TAS	VIC	WA	No PPP	Total
<b>Female</b>	22	933	8	146	48	22	206	82	19	1,486
Enrolled Nurse (EN)	-	-	-	-	-	-	3	-	-	3
Registered Nurse (RN)	22	932	8	146	48	22	203	82	19	1,482
Enrolled Nurse & Registered Nurse	-	1	-	-	-	-	-	-	-	1
<b>Male</b>	2	18	1	4	1	2	3	1	-	32
Enrolled Nurse (EN)	-	-	-	-	-	-	-	-	-	0
Registered Nurse (RN)	2	18	1	4	1	2	3	1	-	32
Enrolled Nurse & Registered Nurse	-	-	-	-	-	-	-	-	-	0
<b>Total</b>	<b>24</b>	<b>951</b>	<b>9</b>	<b>150</b>	<b>49</b>	<b>24</b>	<b>209</b>	<b>83</b>	<b>19</b>	<b>1,518</b>
Midwife	ACT	NSW	NT	QLD	SA	TAS	VIC	WA	No PPP	Total
<b>Female</b>	-	14	-	3	5	-	18	5	2	47
<b>Male</b>	-	-	-	-	-	-	-	-	-	0
<b>Total</b>	<b>0</b>	<b>14</b>	<b>0</b>	<b>3</b>	<b>5</b>	<b>0</b>	<b>18</b>	<b>5</b>	<b>2</b>	<b>47</b>
<b>Grand Total</b>	<b>90</b>	<b>2,564</b>	<b>32</b>	<b>628</b>	<b>293</b>	<b>113</b>	<b>902</b>	<b>371</b>	<b>110</b>	<b>5,103</b>

### Total Non-practising Registration by Gender

Non-practicing	ACT	NSW	NT	QLD	SA	TAS	VIC	WA	No PPP	Total
<b>Female</b>	77	2,419	30	595	269	108	844	351	102	4,795
<b>Male</b>	13	145	2	33	24	5	58	20	8	308

### Nurse and Midwife – Non-practising Registration by Gender Percentages

Non-practicing	ACT	NSW	NT	QLD	SA	TAS	VIC	WA	No PPP	Total
<b>Female</b>	85.56%	94.34%	93.75%	94.75%	91.81%	95.58%	93.57%	94.61%	92.73%	93.96%
<b>Male</b>	14.44%	5.66%	6.25%	5.25%	8.19%	4.42%	6.43%	5.39%	7.27%	6.04%