

Nurse and Midwife registrant data: December 2014

Published March 2015

Introduction

This report contains registration information about nurses and midwives registered with the Nursing and Midwifery Board of Australia (National Board or NMBA).

The functions of the NMBA are defined under the [National Law](#), and include:

- Registering nurses, midwives and students of nursing and midwifery
- Determining national registration requirements
- Developing professional codes, standards, guidelines and position statements to guide the practice of nurses and midwives
- Managing notifications, investigations and panel hearings
- Overseeing the assessment of internationally qualified nurses and midwives who wish to register in Australia
- Approving national accreditation standards and accredited programs of study leading to registration and endorsement
- Delegating to state and territory boards and committees of the NMBA, and AHPRA staff, the power to determine individual applications for registration and notification of a nurse's or midwife's health, performance and/or conduct, and a student's health or criminal history

**In New South Wales (NSW) and Queensland (QLD), where co-regulatory models apply, notifications are managed separately by the Nursing and Midwifery Council in NSW and Office of Health Ombudsman (OHO) in QLD and the NSW Board and the QLD Board of the NMBA are only responsible for the registration of nurses, midwives and students.*

The NMBA's functions are supported by the [Australian Health Practitioner Regulation Agency](#) (AHPRA). For information about legislation governing the NMBA and AHPRA, see [AHPRA's Legislation & Publications](#) at www.ahpra.gov.au/Legislation-and-Publications.aspx. AHPRA has analysed the NMBA's registration data and produced a number of statistical tables¹ about registrants to share with the professions and community. The NMBA will update this statistical report regularly.

For more information on nursing and midwifery registration, please see the NMBA's website: www.nursingmidwiferyboard.gov.au/Registration-and-Endorsement.aspx

¹ Note that the data for dual registration in the tables and diagrams includes where a nurse or a midwife may be non-practising in one category, for example enrolled nurse (non-practising) & registered nurse (practising) or nurse (non-practising) & midwife (practising).

Contents

Nurse and midwife – registration type by state or territory	3
Totals for practitioners with general registration as Nurse and/or Midwife.....	4
Totals for practitioners with non-practising registration as Nurse and/or Midwife	4
Registered Nurse and Midwife – endorsements by type.....	6
Registered Nurse Notation by Principal Place of Practice	6
Nurse and Midwife – general registration by age group.....	8
Nurse and Midwife – general registration by age group.....	8
Nurse and Midwife – non-practising registration by age group	9
Nurse and Midwife – non-practising registration by age group	9
Nurse and Midwife – general registration by gender.....	10
Nurse and Midwife – total general registration by gender	11
Nurse and Midwife – general registration by gender percentages.....	11
Nurse and Midwife – non-practising registration by gender	12
Nurse and Midwife – total non-practising totals by gender	13
Nurse and Midwife – non-practising registration by gender percentages	13

Nurse and midwife – registration type by state or territory

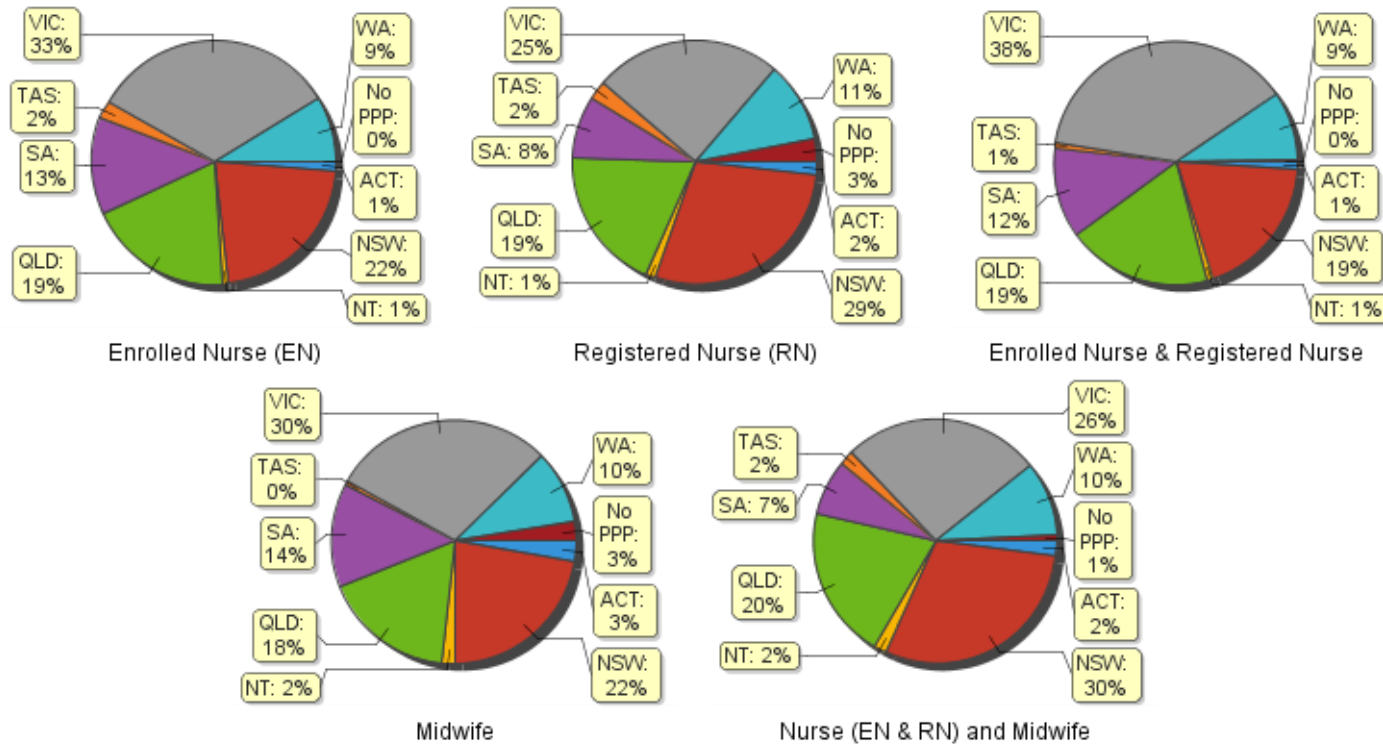
The NMBA recognises four nursing and midwifery registration types: general registration, non-practising registration and student registration. A nurse may be either a Registered Nurse or an Enrolled Nurse, or both.

Profession	Registration Type	Divisions	Principal Place of practice									Total
			ACT	NSW	NT	QLD	SA	TAS	VIC	WA	No PPP	
Nurse	General	Enrolled Nurse (EN)	678	13,179	395	11,588	7,695	1,422	19,766	5,169	62	59,954
		Registered Nurse (RN)	4,255	74,245	3,178	49,519	21,644	6,325	64,562	27,746	8,020	259,494
		Enrolled Nurse & Registered Nurse	46	895	43	902	563	40	1,782	437	16	4,724
		Total General Nurse	4,979	88,319	3,616	62,009	29,902	7,787	86,110	33,352	8,098	324,172
	Non-practising	Enrolled Nurse (EN)	13	298	8	123	85	15	197	54	8	801
		Registered Nurse (RN)	57	1,339	25	429	226	74	541	233	218	3,142
		Enrolled Nurse & Registered Nurse	1	2		1	1		1			6
		Total Non-practising Nurse	71	1,639	33	553	312	89	739	287	226	3,949
	Total Nurse		5,050	89,958	3,649	62,562	30,214	7,876	86,849	33,639	8,324	328,121
	Nurse & Midwife	General	Enrolled Nurse (EN) & Midwife	4	5		9	4		32		
Registered Nurse (RN) & Midwife			561	8,785	516	6,001	2,162	635	7,686	2,949	225	29,520
Enrolled Nurse & Registered Nurse & Midwife			1	6		1	1		29	8		46
		Total General Nurse & Midwife	566	8,796	516	6,011	2,167	635	7,747	2,957	225	29,620
Non-practising		Enrolled Nurse (EN) & Midwife							1			1
		Registered Nurse (RN) & Midwife	11	321	4	72	22	8	77	40	23	578
		Enrolled Nurse & Registered Nurse and Midwife										
	Total Non-practising Nurse & Midwife	11	321	4	72	22	8	78	40	23	579	
Total Nurse & Midwife		577	9,117	520	6,083	2,189	643	7,825	2,997	248	30,199	
Midwife	General		91	739	56	584	456	15	985	325	85	3,336
	Non-practising			17		6	8	1	15	3	5	55
Midwife Total			91	756	56	590	464	16	1,000	328	90	3,391
Grand Total			5,718	99,831	4,225	69,235	32,867	8,535	95,674	36,964	8,662	361,711

Totals for practitioners with general registration as Nurse and/or Midwife

The following table and charts show totals for General Registration

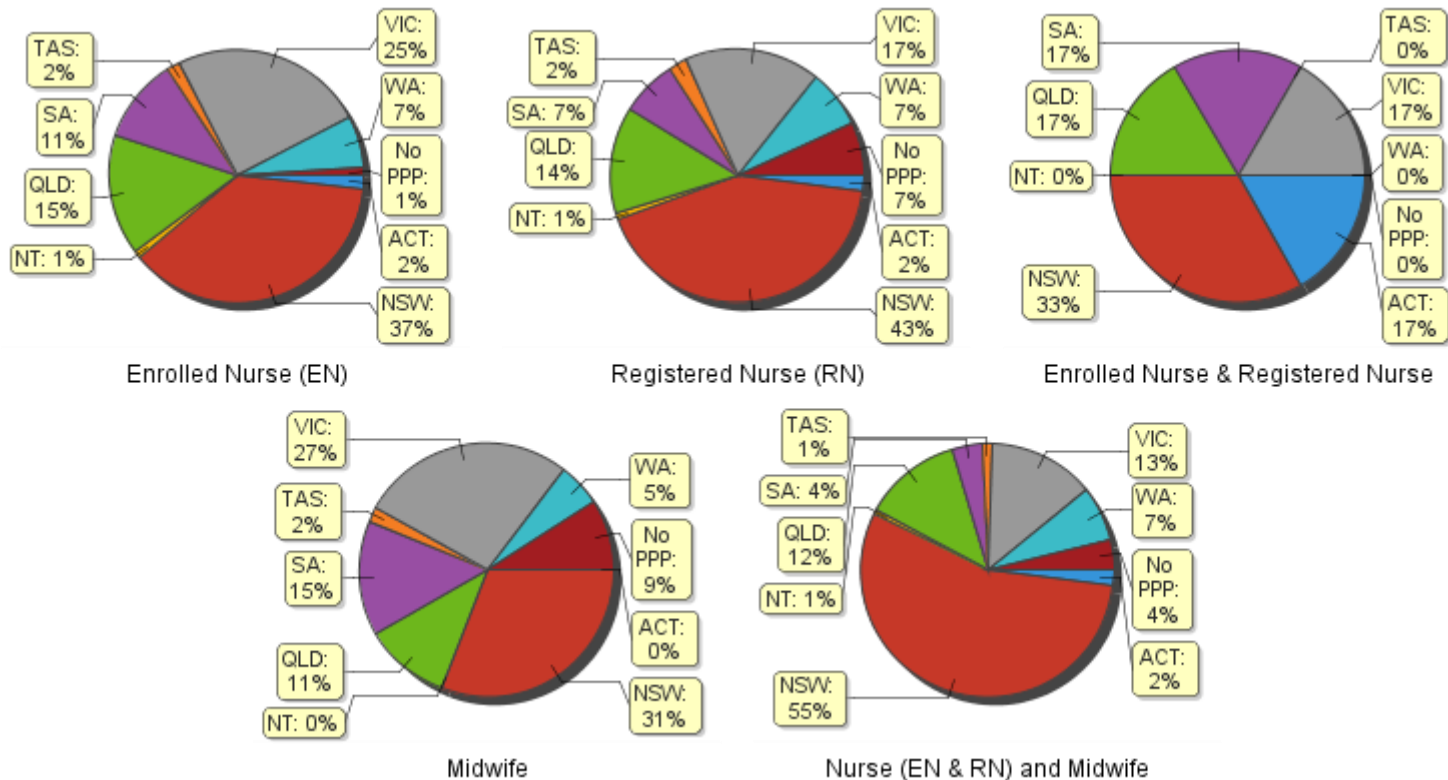
	Principal place of practice									Total
	ACT	NSW	NT	QLD	SA	TAS	VIC	WA	No PPP	
Enrolled Nurse (EN)	678	13,179	395	11,588	7,695	1,422	19,766	5,169	62	59,954
Registered Nurse (RN)	4,255	74,245	3,178	49,519	21,644	6,325	64,562	27,746	8,020	259,494
Enrolled Nurse & Registered Nurse	46	895	43	902	563	40	1,782	437	16	4,724
Nurse (EN & RN) and Midwife	566	8,796	516	6,011	2,167	635	7,747	2,957	225	29,620
Midwife	91	739	56	584	456	15	985	325	85	3,336



Totals for practitioners with non-practising registration as Nurse and/or Midwife

The following table and charts show totals for Non-Practising Registration

	Principal place of practice									Total
	ACT	NSW	NT	QLD	SA	TAS	VIC	WA	No PPP	
Enrolled Nurse (EN)	13	298	8	123	85	15	197	54	8	801
Registered Nurse (RN)	57	1,339	25	429	226	74	541	233	218	3,142
Enrolled Nurse & Registered Nurse	1	2		1	1		1			6
Nurse (EN & RN) and Midwife	11	321	4	72	22	8	78	40	23	579
Midwife		17		6	8	1	15	3	5	55



Registered Nurse and Midwife – endorsements by type

The endorsement of registration identifies registered nurses and midwives with additional qualifications and specific expertise. The NMBA endorsements for registered nurses are:

- Nurse Practitioner – includes prescribing scheduled medicines
- Registered Nurse - supply scheduled medicines (rural and isolated practice)

Note: No principal place of practice (PPP) will include nurses and midwives with an overseas address.

The NMBA endorsements for midwives are:

- Eligible Midwife – prescribe scheduled medicines
- Midwife Practitioner – refer [Position-Statement Midwife Practitioners \(7 April 2011\)](#)

Profession	Endorsement type	Principal place of practice									Total
		ACT	NSW	NT	QLD	SA	TAS	VIC	WA	No PPP	
Nurse	Nurse Practitioner	37	265	18	306	106	25	208	193	7	1,165
	Scheduled Medicines - Rural and isolated practice	3	34	10	757	6	5	96	13	4	928
Midwife	Scheduled Medicines- Eligible Midwife	2	31	1	52	13	3	26	29		157
	Midwife Practitioner		1								1

Registered Nurse Notation by Principal Place of Practice

Registered Nurses with a sole qualification in mental health nursing or paediatric nursing or disability nursing.

To ensure national consistency, registered nurses with a sole qualification in mental health nursing or paediatric nursing or disability nursing - rather than a qualification in general nursing - are identified on the national register with a notation, which states: Solely qualified in the area of Disability Nursing / Mental Health Nursing / Paediatric Nursing.

Registered Nurse	Notation	Principal place of practice									Total
		ACT	NSW	NT	QLD	SA	TAS	VIC	WA	No PPP	
Disability Nursing		1	21	3	9	3	0	11	18	7	73
Mental Health nursing		5	214	25	57	53	5	166	1,166	74	1,765
Paediatric Nursing		2	105	4	30	8	0	46	142	29	366
Total		8	340	32	96	64	5	223	1,326	110	2,204

The NMBA also recognises those midwives that meet the requirements of the Eligible Midwife registration standard with a notation on their registration.

The notation states:

Eligible midwife competent to provide pregnancy, labour, birth and post natal care and qualified to provide the associated services and order diagnostic investigations required for midwifery practice, in accordance with relevant State and Territory legislation.

An Eligible midwife, is not qualified to obtain endorsement under section 94 to prescribe Schedule 2, 3, 4 & 8 medicines required for midwifery practice in accordance with state and territory legislation.

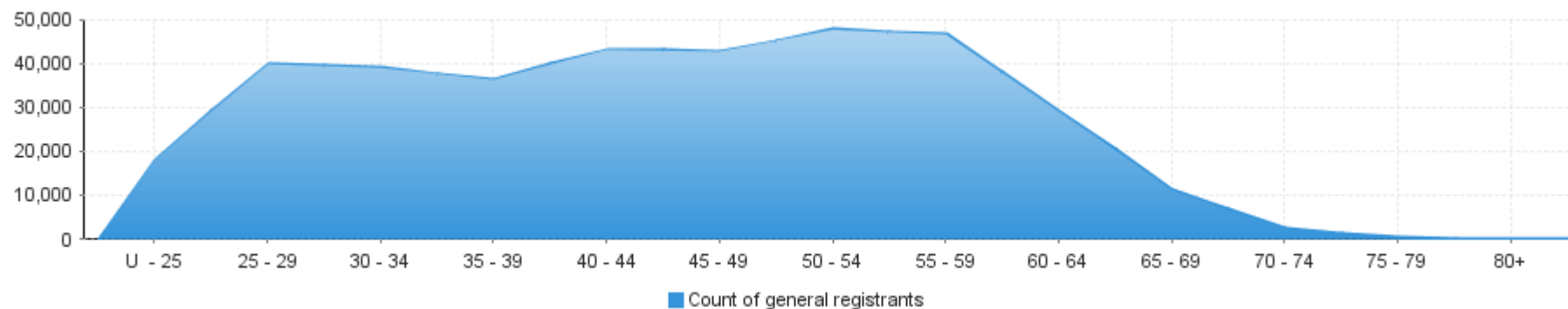
Eligible midwives will be endorsed to prescribe scheduled medicines when they successfully complete a NMBA-approved program of study for prescribing midwifery medicines.

Midwife Notation	Principal place of practice								Total
	ACT	NSW	NT	QLD	SA	TAS	VIC	WA	
Eligible midwife	2	52	3	110	19	7	51	38	282

Nurse and Midwife – general registration by age group

Nurse and Midwife Age group	Nurse			Nurse & Midwife			Midwife	Total	% by Age Group
	Enrolled Nurse (EN)	Registered Nurse (RN)	Enrolled Nurse & Registered Nurse	Enrolled Nurse (EN)	Registered Nurse (RN)	Enrolled Nurse & Registered Nurse			
U - 25	4,149	12,772	418	3	419	9	311	18,081	5.06%
25 - 29	4,976	31,690	1,163	17	1,454	7	601	39,908	11.17%
30 - 34	4,599	31,506	693	6	1,770	8	490	39,072	10.94%
35 - 39	4,394	29,202	546	8	1,781	6	450	36,387	10.19%
40 - 44	5,902	33,680	508	10	2,605	4	485	43,194	12.09%
45 - 49	7,975	30,260	553	3	3,611	5	406	42,813	11.99%
50 - 54	10,035	31,185	476	3	5,799	5	240	47,743	13.37%
55 - 59	9,888	30,052	260	3	6,263	1	182	46,649	13.06%
60 - 64	5,890	19,178	86	1	3,991	1	104	29,251	8.19%
65 - 69	1,822	7,886	18		1,448		51	11,225	3.14%
70 - 74	283	1,700	3		317		15	2,318	0.65%
75 - 79	37	333			54		1	425	0.12%
80+	4	50			8			62	0.02%
Total	59,954	259,494	4,724	54	29,520	46	3,336	357,128	100.00%

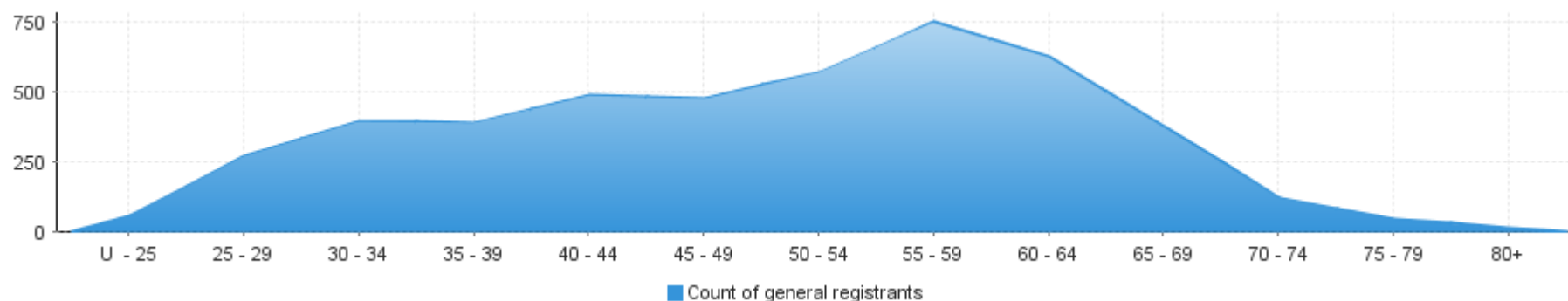
Nurse and Midwife – general registration by age group



Nurse and Midwife – non-practising registration by age group

Nurse and Midwife Age group	Nurse		Nurse & Midwife			Midwife	Total	% by Age Group
	Enrolled Nurse (EN)	Registered Nurse (RN)	Enrolled Nurse & Registered Nurse	Enrolled Nurse (EN)	Registered Nurse (RN)			
U - 25	26	33					59	1.29%
25 - 29	54	197			7	12	270	5.89%
30 - 34	56	310		1	20	8	395	8.62%
35 - 39	55	306			23	7	391	8.53%
40 - 44	80	364			38	6	488	10.65%
45 - 49	98	332	1		40	6	477	10.41%
50 - 54	140	350	3		75	4	572	12.48%
55 - 59	168	461			111	9	749	16.34%
60 - 64	92	409			123	1	625	13.64%
65 - 69	26	256	1		91	1	375	8.18%
70 - 74	6	83			33	1	123	2.68%
75 - 79		33	1		12		46	1.00%
80+		8			5		13	0.28%
Total	801	3,142	6	1	578	55	4,583	100.00%

Nurse and Midwife – non-practising registration by age group



Nurse and Midwife – general registration by gender

Nurse and Midwife			Principal place of practice									Total	
Profession	Gender	Divisions	ACT	NSW	NT	QLD	SA	TAS	VIC	WA	No PPP		
Nurse	Female	Enrolled Nurse (EN)	616	11,683	329	10,480	7,018	1,297	17,973	4,826	57	54,279	
		Registered Nurse (RN)	3,742	64,554	2,686	43,954	19,052	5,546	57,491	25,029	6,884	228,938	
		Enrolled Nurse & Registered Nurse	38	749	38	785	476	39	1,510	394	15	4,044	
		Female Nurse Total	4,396	76,986	3,053	55,219	26,546	6,882	76,974	30,249	6,956	287,261	
	Male	Enrolled Nurse (EN)	62	1,496	66	1,108	677	125	1,793	343	5	5,675	
		Registered Nurse (RN)	513	9,691	492	5,565	2,592	779	7,071	2,717	1,136	30,556	
		Enrolled Nurse & Registered Nurse	8	146	5	117	87	1	272	43	1	680	
	Male Nurse Total	583	11,333	563	6,790	3,356	905	9,136	3,103	1,142	36,911		
	Nurse Total		4,979	88,319	3,616	62,009	29,902	7,787	86,110	33,352	8,098	324,172	
	Nurse & Midwife	Female	Enrolled Nurse (EN) & Midwife	4	5		8	4		32			53
Registered Nurse (RN) & Midwife			548	8,601	490	5,888	2,111	619	7,610	2,899	220	28,986	
Enrolled Nurse & Registered Nurse & Midwife			1	6		1	1		29	8		46	
Female Nurse & Midwife Total		553	8,612	490	5,897	2,116	619	7,671	2,907	220	29,085		
Male		Enrolled Nurse (EN) & Midwife				1							1
		Registered Nurse (RN) & Midwife	13	184	26	113	51	16	76	50	5	534	
		Enrolled Nurse & Registered Nurse & Midwife											
Male Nurse & Midwife Total	13	184	26	114	51	16	76	50	5	535			
Nurse & Midwife Total		566	8,796	516	6,011	2,167	635	7,747	2,957	225	29,620		
Midwife	Female	91	736	55	581	455	14	983	325	84	3,324		
	Male		3	1	3	1	1	2		1	12		
Midwife Total		91	739	56	584	456	15	985	325	85	3,336		
Grand Total			5,636	97,854	4,188	68,604	32,525	8,437	94,842	36,634	8,408	357,128	

Nurse and Midwife – total general registration by gender

General	Principal place of practice									Total
	ACT	NSW	NT	QLD	SA	TAS	VIC	WA	No PPP	
Female	5,040	86,334	3,598	61,697	29,117	7,515	85,628	33,481	7,260	319,670
Male	596	11,520	590	6,907	3,408	922	9,214	3,153	1,148	37,458

Nurse and Midwife – general registration by gender percentages

General	Principal place of practice									Total
	ACT	NSW	NT	QLD	SA	TAS	VIC	WA	No PPP	
Female	89.43%	88.23%	85.91%	89.93%	89.52%	89.07%	90.28%	91.39%	86.35%	89.55%
Male	10.57%	11.77%	14.09%	10.07%	10.48%	10.93%	9.72%	8.61%	13.65%	10.45%

Nurse and Midwife – non-practising registration by gender

Nurse and Midwife			Principal place of practice									Total
Profession	Gender	Divisions	ACT	NSW	NT	QLD	SA	TAS	VIC	WA	No PPP	
Nurse	Female	Enrolled Nurse (EN)	12	273	8	119	80	14	186	53	6	751
		Registered Nurse (RN)	48	1,213	23	395	194	70	493	218	198	2,852
		Enrolled Nurse & Registered Nurse		2		1			1			4
	Female Nurse Total		60	1,488	31	515	274	84	680	271	204	3,607
	Male	Enrolled Nurse (EN)	1	25		4	5	1	11	1	2	50
		Registered Nurse (RN)	9	126	2	34	32	4	48	15	20	290
		Enrolled Nurse & Registered Nurse	1				1					2
	Male Nurse Total		11	151	2	38	38	5	59	16	22	342
	Nurse Total			71	1,639	33	553	312	89	739	287	226
Nurse & Midwife	Female	Enrolled Nurse (EN) & Midwife							1			1
		Registered Nurse (RN) & Midwife	11	315	4	71	22	7	77	40	22	569
		Enrolled Nurse & Registered Nurse & Midwife										
	Female Nurse & Midwife Total		11	315	4	71	22	7	78	40	22	570
	Male	Enrolled Nurse (EN) & Midwife										
		Registered Nurse (RN) & Midwife		6		1		1			1	9
		Enrolled Nurse & Registered Nurse & Midwife										
	Male Nurse & Midwife Total			6		1		1			1	9
	Nurse & Midwife Total			11	321	4	72	22	8	78	40	23
Midwife	Female			17		6	8	1	15	3	5	55
	Male											
Midwife Total				17		6	8	1	15	3	5	55
Grand Total			82	1,977	37	631	342	98	832	330	254	4,583

Nurse and Midwife – total non-practising totals by gender

General	Principal place of practice									Total
	ACT	NSW	NT	QLD	SA	TAS	VIC	WA	No PPP	
Female	71	1,820	35	592	304	92	773	314	231	4,232
Male	11	157	2	39	38	6	59	16	23	351

Nurse and Midwife – non-practising registration by gender percentages

General	Principal place of practice									Total
	ACT	NSW	NT	QLD	SA	TAS	VIC	WA	No PPP	
Female	86.59%	92.06%	94.59%	93.82%	88.89%	93.88%	92.91%	95.15%	90.94%	89.55%
Male	13.41%	7.94%	5.41%	6.18%	11.11%	6.12%	7.09%	4.85%	9.06%	10.45%