

Nursing and Midwifery Board of Australia

Registrant data

Reporting period: 1 April 2018 – 30 June 2018



Table of contents

Introduction	3
Introduction	3
Principal place of practice.....	4
Registration type.....	4
General Registration.....	6
Non-practising Registration.....	7
Provisional Registration.....	8
Notations.....	9
Age group	10
General registration.....	10
Non-practising registration.....	11
Provisional registration.....	12
Gender	14
General Registration.....	14
Non-practising Registration.....	16
Provisional Registration.....	18

Introduction

This report contains registration information about nurses and midwives registered with the Nursing and Midwifery Board of Australia (NMBA).

The functions of the NMBA are defined under the [National Law](#), and include:

- Registering nurses, midwives and students of nursing and midwifery
- Determining national registration requirements
- Developing professional codes, standards, guidelines and position statements to guide the practice of nurses and midwives
- Managing notifications, investigations and panel hearings
- Overseeing the assessment of internationally qualified nurses and midwives who wish to register in Australia
- Approving national accreditation standards and accredited programs of study leading to registration and endorsement
- Delegating to state and territory boards and committees of the NMBA, and AHPRA staff, the power to determine individual applications for registration and notification of a nurse's or midwife's health, performance and/or conduct, and a student's health or criminal history

**Co-regulatory models apply in New South Wales (NSW) and Queensland (QLD). In NSW, notifications are managed separately by the Nursing and Midwifery Council of NSW; the NSW Board of the NMBA only manages registration matters. In QLD, notifications are received by the Office of the Health Ombudsman (OHO), who determines which notifications should be managed by the NMBA.*

The NMBA's functions are supported by the [Australian Health Practitioner Regulation Agency](#) (AHPRA). For information about legislation governing the NMBA and AHPRA, see [AHPRA's Legislation & Publications](#) at www.ahpra.gov.au/Legislation-and-Publications.aspx

AHPRA has analysed the NMBA's registration data and produced a number of statistical tables¹ about registrants to share with the professions and community. This report is updated on a quarterly basis.

For more information on nursing and midwifery registration, please see the NMBA's website: www.nursingmidwiferyboard.gov.au/Registration-and-Endorsement.aspx

¹ Note that the data for dual registration in the tables and diagrams includes where a nurse or a midwife may be non-practising in one category, for example enrolled nurse (non-practising) & registered nurse (practising) or nurse (non-practising) & midwife (practising).

Principal place of practice

Registration type

Table 1.1 Registration type by principal place of practice*

Profession	Registration type	Divisions	ACT	NSW	NT	QLD	SA	TAS	VIC	WA	No PPP	Total	
Nurse	General	Enrolled Nurse (EN)	708	13,833	429	13,515	7,933	1,589	20,966	5,533	124	64,630	
		Registered Nurse (RN)	4,980	83,585	3,526	58,211	22,335	7,080	72,974	29,552	9,821	292,064	
		EN & RN	88	1,432	64	1,645	826	81	2,999	730	33	7,898	
	Total General Nurse			5,776	98,850	4,019	73,371	31,094	8,750	96,939	35,815	9,978	364,592
	Non-practising	Enrolled Nurse (EN)	18	317	8	212	145	25	283	88	16	1,112	
		Registered Nurse (RN)	77	1,518	24	710	341	111	777	341	482	4,381	
		EN & RN		5		7	4	1	10	1	5	33	
	Total Non-practising Nurse			95	1,840	32	929	490	137	1,070	430	503	5,526
	Provisional	Enrolled Nurse (EN)	3	6		8	4	2	17	7		47	
		Registered Nurse (RN)	2	38		30	16	6	35	26	1	154	
	Total Provisional Nurse			5	44	0	38	20	8	52	33	1	201
	Total Nurse			5,876	100,734	4,051	74,338	31,604	8,895	98,061	36,278	10,482	370,319

Table 1.1 (continued from page 4)

Profession	Registration type	Divisions	ACT	NSW	NT	QLD	SA	TAS	VIC	WA	No PPP	Total	
Nurse & Midwife	General	EN & Midwife	1	8	3	26	8		33	2		81	
		RN & Midwife	507	7,705	486	5,697	1,863	627	7,432	2,824	307	27,448	
		EN & RN & Midwife		19	2	7	2	2	34	13		79	
	Total General NMW			508	7,732	491	5,730	1,873	629	7,499	2,839	307	27,608
	Non-practising	EN & Midwife								1			1
		RN & Midwife	20	290		95	41	10	128	46	29		659
	Total Non-practising NMW			20	290	0	95	41	10	129	46	29	660
	Provisional	Registered Nurse (RN)		2		5			1	1			9
	Total Provisional NMW			0	2	0	5	0	0	1	1	0	9
	Total NMW			528	8,024	491	5,830	1,914	639	7,629	2,886	336	28,277
Midwife	General		168	1,179	86	1,048	633	34	1,351	431	198	5,128	
	Non-practising			19	1	9	9		24	7	8	77	
	Provisional			1			1		2			4	
Total Midwife			168	1,199	87	1,057	643	34	1,377	438	206	5,209	
Total			6,572	109,957	4,629	81,225	34,161	9,568	107,067	39,602	11,024	403,805	

* The Nursing and Midwifery Board introduced Provisional Registration for Nurses and Midwives in September 2015. Data about the number of provisional registrants is included in this June 2018 report.

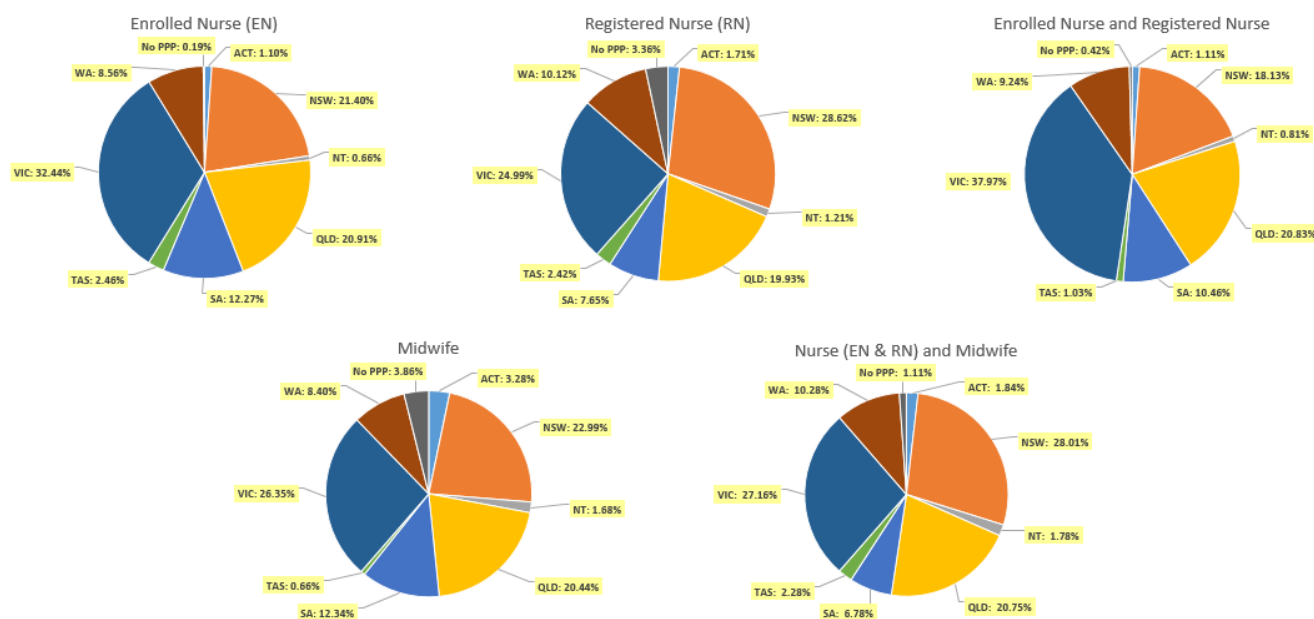
General Registration

Table 2.1 Totals for practitioners with general registration as Nurse and/or Midwife

	ACT	NSW	NT	QLD	SA	TAS	VIC	WA	No PPP	Total
Enrolled Nurse (EN)	708	13,833	429	13,515	7,933	1,589	20,966	5,533	124	64,630
Registered Nurse (RN)	4,980	83,585	3,526	58,211	22,335	7,080	72,974	29,552	9,821	292,064
EN & RN	88	1,432	64	1,645	826	81	2,999	730	33	7,898
Midwife	168	1,179	86	1,048	633	34	1,351	431	198	5,128
Nurse (EN & RN) and Midwife*	508	7,732	491	5,730	1,873	629	7,499	2,839	307	27,608

* Practitioners with a Nurse and Midwife registration may hold registration as an EN and Midwife, RN and Midwife, or EN and RN and Midwife.

Table 2.2 Percentage of general registration by principal place of practice



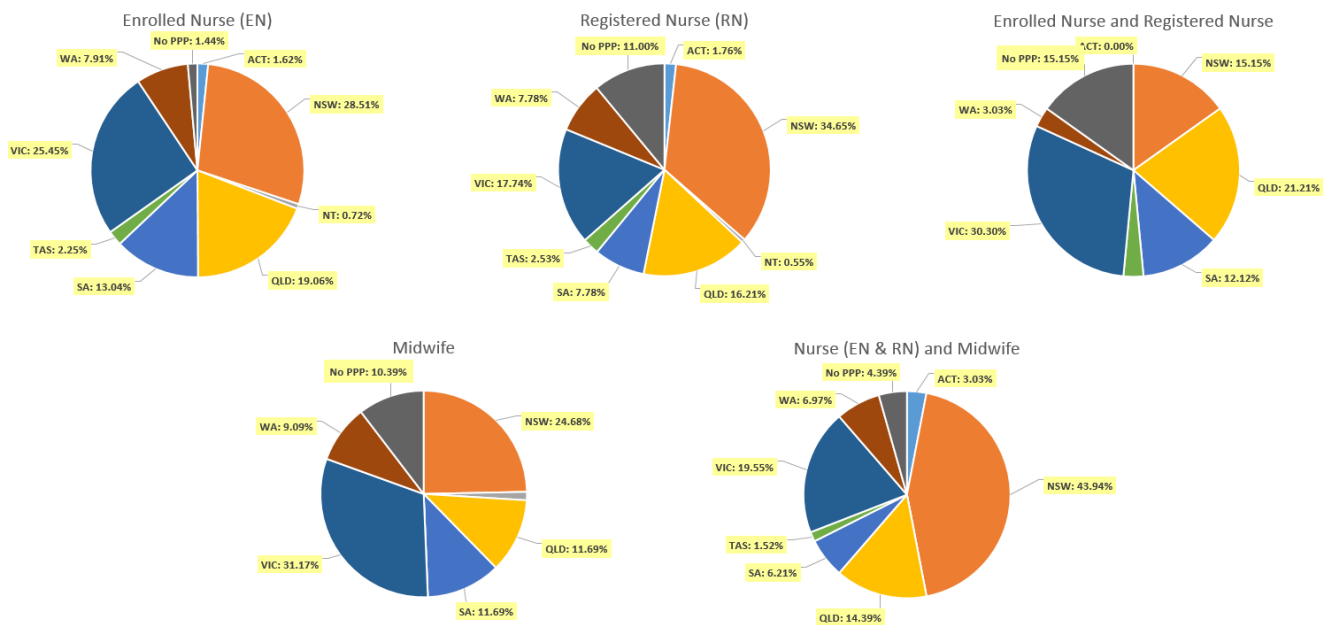
Non-practising Registration

Table 3.1 Totals for practitioners with non-practising registration as Nurse and/or Midwife

Division	ACT	NSW	NT	QLD	SA	TAS	VIC	WA	No PPP	Total
Enrolled Nurse (EN)	18	317	8	212	145	25	283	88	16	1,112
Registered Nurse (RN)	77	1,518	24	710	341	111	777	341	482	4,381
EN & RN		5		7	4	1	10	1	5	33
Midwife		19	1	9	9		24	7	8	77
Nurse (EN & RN) and Midwife*	20	290		95	41	10	129	46	29	660

* Practitioners with a Nurse and Midwife registration may hold registration as an EN and Midwife, RN and Midwife, or EN and RN and Midwife.

Table 3.2 Percentage of non-practising registration by principal place of practice



Provisional Registration

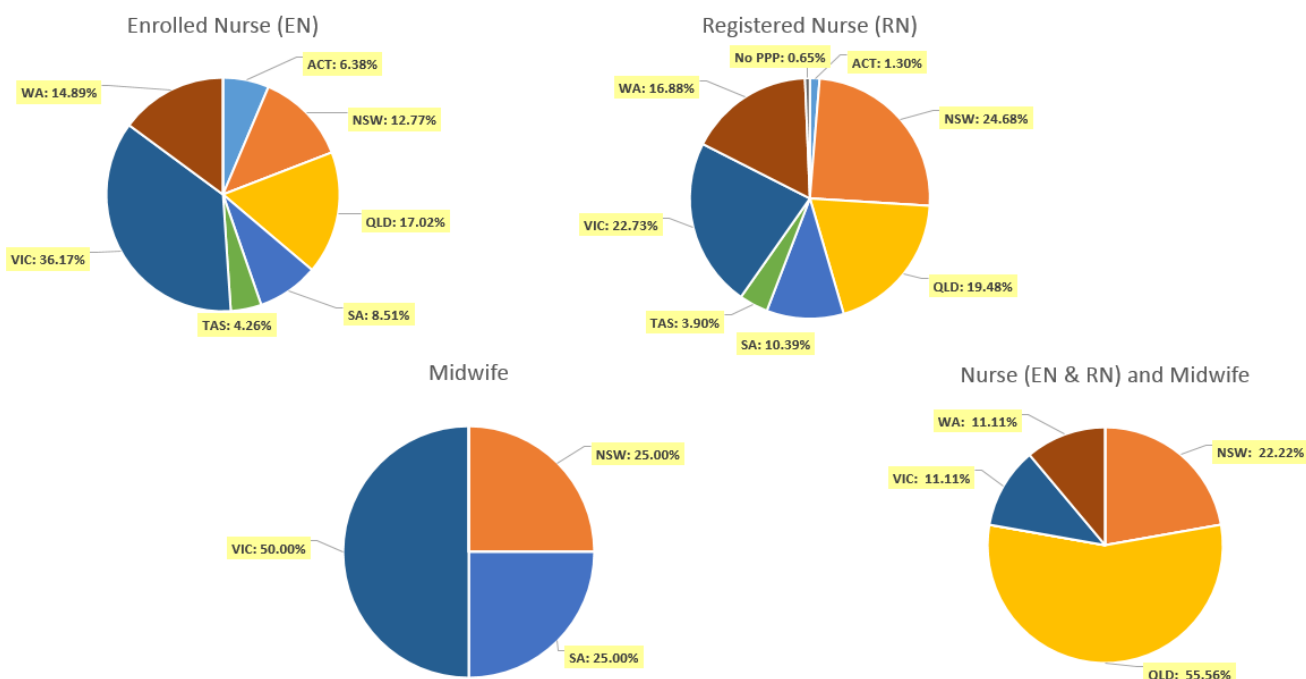
Provisional registration is a registration type used by the NMBA for registered nurses, enrolled nurses and/or midwives who want to return to the register after an absence from practice. Provisional registration enables a registered nurse, enrolled nurse and/or midwife to complete a period of supervised practice or a NMBA-approved re-entry to practice program to be eligible for general registration.

Table 4.1 Totals for practitioners with provisional registration as Nurse and/or Midwife

Division	ACT	NSW	NT	QLD	SA	TAS	VIC	WA	No PPP	Total
Enrolled Nurse (EN)	3	6		8	4	2	17	7		47
Registered Nurse (RN)	2	38		30	16	6	35	26	1	154
Midwife		1			1		2			4
Nurse (EN & RN) and Midwife*		2		5			1	1		9

* Practitioners with a Nurse and Midwife registration may hold registration as an EN and Midwife, RN and Midwife, or EN and RN and Midwife.

Table 4.2 Percentage of provisional by principal place of practice



Endorsements by Type

The NMBA endorsements for registered nurses are:

- Nurse Practitioner
- Registered Nurse - scheduled medicines (rural and isolated practice)

The NMBA endorsements for midwives are:

- Midwife – scheduled medicines
- Midwife Practitioner – refer [Position-Statement Midwife Practitioners \(7 April 2011\)](#)

Table 5.1 Registered Nurse and Midwife – Endorsements by principal place of practice

Profession	Endorsement	ACT	NSW	NT	QLD	SA	TAS	VIC	WA	No PPP	Total
Nurse	Nurse Practitioner	43	399	29	447	141	41	356	249	24	1,729
	Scheduled Medicines - Rural and isolated practice	7	44	27	823	10	8	179	27	10	1,135
Midwife	Scheduled Medicines*	4	65	5	156	41	11	76	70	1	429
	Midwife Practitioner		1								1
Total		54	509	61	1,426	192	60	611	346	35	3,294

* The above numbers under 'Midwife Scheduled Medicines' reflect those midwives who have met the NMBA Registration standard for endorsement for scheduled medicines for midwives.

Notations

Registered nurses with a sole qualification in mental health nursing or paediatric nursing or disability nursing - rather than a qualification in general nursing - are identified on the national register with a notation, which states: Solely qualified in the area of Disability Nursing / Mental Health Nursing / Paediatric Nursing.

Table 6.1 Registered Nurse notations

Notation	ACT	NSW	NT	QLD	SA	TAS	VIC	WA	No PPP	Total
Disability Nursing		40	2	10	5		12	23	19	111
Mental health nursing	8	273	26	198	216	17	308	1,051	161	2,258
Paediatric Nursing	3	137	2	115	15	2	89	159	73	595
Total	11	450	30	323	236	19	409	1,233	253	2,964

The NMBA also recognises midwives that meet the requirements of the Eligible Midwife registration standard with a notation on their registration.

The notation states:

Eligible midwife competent to provide pregnancy, labour, birth and post-natal care and qualified to provide the associated services and order diagnostic investigations required for midwifery practice, in accordance with relevant State and Territory legislation.

Table 6.2 Midwife notations

Notation	ACT	NSW	NT	QLD	SA	TAS	VIC	WA	No PPP	Total
Eligible Midwife*	1	1		4			2	2		10

* The above numbers reflect those midwives with the Eligible midwife notation only. An Eligible midwife, may be qualified to apply for endorsement for scheduled medicines for midwives under section 94 to prescribe Schedule 2, 3, 4 & 8 medicines when they have completed a NMBA-approved program of study and meet the requirements of the NMBA Registration standard for endorsement for scheduled medicines for midwives.

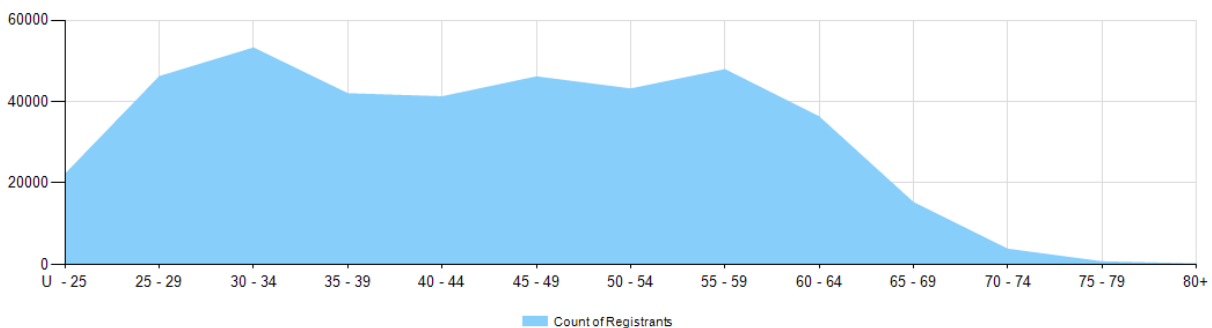
Age group

General registration

Table 7.1 General registration by age group

Age group	Nurse			Nurse & Midwife			Midwife	Total	% age bracket
	EN	RN	EN & RN	EN	RN	EN & RN			
U - 25	4,921	12,226	414	2	447	2	380	18,392	4.6%
25 - 29	6,294	34,055	1,616	9	1,623	26	925	44,548	11.2%
30 - 34	6,104	43,233	1,653	21	1,969	13	866	53,859	13.6%
35 - 39	5,430	33,693	1,034	14	1,894	12	738	42,815	10.8%
40 - 44	5,227	31,954	845	11	2,019	7	639	40,702	10.2%
45 - 49	6,837	34,693	832	14	2,780	7	588	45,751	11.5%
50 - 54	8,286	29,951	696	5	3,702	6	417	43,063	10.8%
55 - 59	9,922	31,318	539	4	5,577	4	285	47,649	12.0%
60 - 64	7,858	25,275	200	1	4,749	2	189	38,274	9.6%
65 - 69	3,046	11,763	58		2,061		74	17,002	4.3%
70 - 74	618	3,225	9		510		24	4,386	1.1%
75 - 79	72	562	2		101		3	740	0.2%
80+	15	116			16			147	<0.1%
Total	64,630	292,064	7,898	81	27,448	79	5,128	397,328	100.0%

Table 7.2 General registration by age group

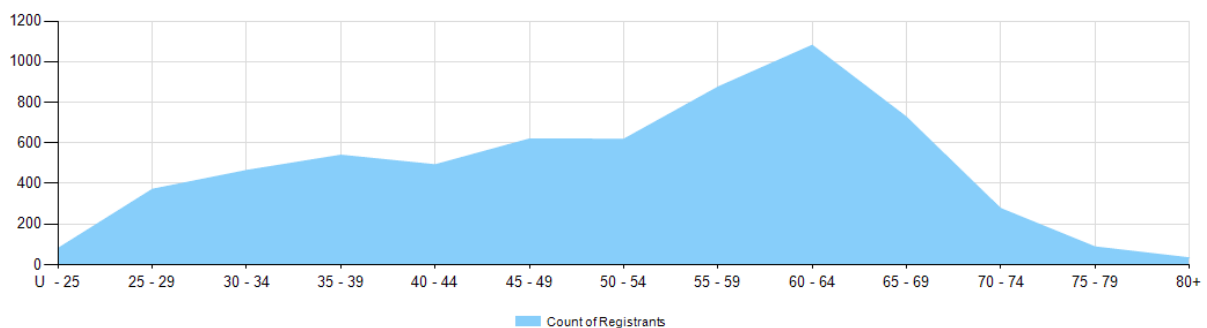


Non-practising registration

Table 8.1 Non-practising registration by age group

Age group	Nurse			Nurse & Midwife			Midwife	Total	% age bracket
	EN	RN	EN & RN	EN	RN	EN & RN			
U - 25	30	31					2	63	1.0%
25 - 29	73	252	5		7		9	346	5.5%
30 - 34	67	355	7	1	11		7	448	7.2%
35 - 39	89	418	4		25		11	547	8.7%
40 - 44	78	376	2		23		10	489	7.8%
45 - 49	124	429	2		47		5	607	9.7%
50 - 54	155	406	4		38		8	611	9.8%
55 - 59	195	532	3		94		9	833	13.3%
60 - 64	186	733	3		165		11	1,098	17.5%
65 - 69	90	526	2		158		2	778	12.4%
70 - 74	19	225	1		60		2	307	4.9%
75 - 79	6	71			23			100	1.6%
80+		27			8		1	36	0.6%
Total	1,112	4,381	33	1	659	0	77	6,263	100.0%

Table 8.2 Non-practising registration by age group



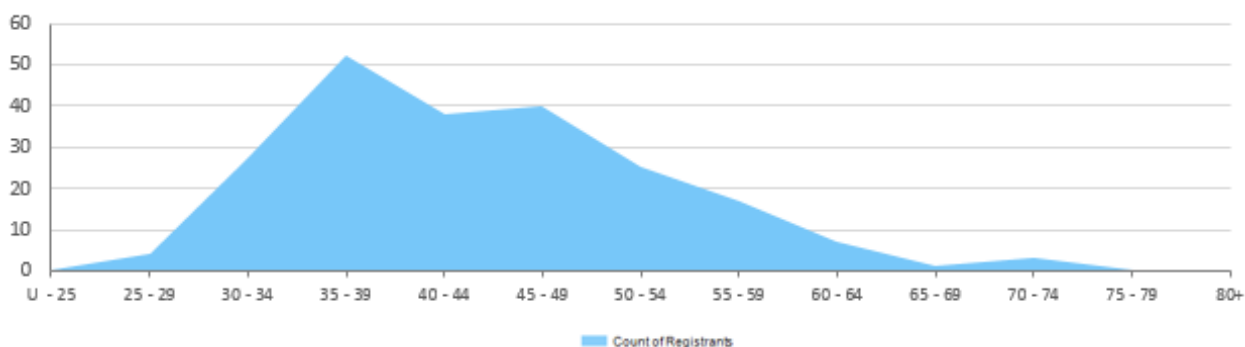
Provisional registration

Provisional registration is a registration type used by the NMBA for registered nurses, enrolled nurses and/or midwives who want to return to the register after an absence from practice. Provisional registration enables a registered nurse, enrolled nurse and/or midwife to complete a period of supervised practice or a NMBA-approved re-entry to practice program to be eligible for general registration.

Table 9.1 Provisional registration by age group

Age group	Nurse			Nurse & Midwife			Midwife	Total	% age bracket
	EN	RN	EN & RN	EN	RN	EN & RN			
U - 25								0	0%
25 - 29	1	3						4	1.9%
30 - 34	7	18			2			27	12.6%
35 - 39	8	42			1		1	52	24.3%
40 - 44	7	28			2		1	38	17.8%
45 - 49	10	27			1		2	40	18.7%
50 - 54	6	18			1			25	11.7%
55 - 59	3	13			1			17	7.9%
60 - 64	4	2			1			7	3.3%
65 - 69		1						1	0.5%
70 - 74	1	2						3	1.4%
75 - 79								0	0%
80+								0	0%
Total	47	154	0	0	9	0	4	214	100.0%

Tale 9.2 Provisional registration by age group



Gender

General Registration

Table 10.1 General registration by gender

Profession	Gender	Divisions	ACT	NSW	NT	QLD	SA	TAS	VIC	WA	No PPP	Total	
Nurse	Female	Enrolled Nurse (EN)	625	12,249	354	12,118	7,185	1,442	18,958	5,096	108	58,135	
		Registered Nurse (RN)	4,306	72,227	2,975	51,434	19,650	6,201	64,547	26,665	8,331	256,336	
		EN & RN	73	1,218	52	1,435	670	75	2,589	664	31	6,807	
	Total female General Nurse			5,004	85,694	3,381	64,987	27,505	7,718	86,094	32,425	8,470	321,278
	Male	Enrolled Nurse (EN)	83	1,584	75	1,397	748	147	2,008	437	16	6,495	
		Registered Nurse (RN)	674	11,356	551	6,776	2,685	879	8,427	2,887	1,490	35,725	
		EN & RN	15	214	12	210	156	6	410	66	2	1,091	
	Total male General Nurse			772	13,154	638	8,383	3,589	1,032	10,845	3,390	1,508	43,311
	Intersex or Indeterminate	Registered Nurse (RN)		2		1						3	
	Total General Nurse			5,776	98,850	4,019	73,371	31,094	8,750	96,939	35,815	9,978	364,592
Nurse & Midwife*	Female	EN & Midwife	1	8	2	25	8		33	2		79	
		RN & Midwife	499	7,535	456	5,609	1,822	613	7,364	2,781	301	26,980	
		EN & RN & Midwife		18	2	7	2	2	34	13		78	
	Total female General NMW			500	7,561	460	5,641	1,832	615	7,431	2,796	301	27,137
	Male	EN & Midwife			1	1							2
		RN & Midwife	8	170	30	88	41	14	68	43	6	468	
		EN & RN & Midwife		1									1
Total male General NMW			8	171	31	89	41	14	68	43	6	471	
Total General NMW			508	7,732	491	5,730	1,873	629	7,499	2,839	307	27,608	
Midwife	Female		167	1,173	85	1,047	631	32	1,345	431	198	5,109	
	Male		1	6	1	1	2	2	6			19	
Total General Midwife			168	1,179	86	1,048	633	34	1,351	431	198	5,128	
Total			6,452	107,761	4,596	80,149	33,600	9,413	105,789	39,085	10,483	397,328	

* Practitioners with a Nurse and Midwife registration may hold registration as an EN and Midwife, RN and Midwife, or EN and RN and Midwife.

Table 10.2 Total general registration by gender

Gender	ACT	NSW	NT	QLD	SA	TAS	VIC	WA	No PPP	Total
Female	5,671	94,428	3,926	71,675	29,968	8,365	94,870	35,652	8,969	353,524
Male	781	13,331	670	8,473	3,632	1,048	10,919	3,433	1,514	43,801
Intersex or Indeterminate		2		1						3

Table 10.3 Total general registration by gender percentages

Gender	ACT	NSW	NT	QLD	SA	TAS	VIC	WA	No PPP	Total
Female	87.9%	87.6%	85.4%	89.4%	89.2%	88.9%	89.7%	91.2%	85.6%	89.0%
Male	12.1%	12.4%	14.6%	10.6%	10.8%	11.1%	10.3%	8.8%	14.4%	11.0%
Intersex or Indeterminate		<0.1%		<0.1%						<0.1%

Non-practising Registration

Table 11.1 Non-practising registration by gender

Profession	Gender	Divisions	ACT	NSW	NT	QLD	SA	TAS	VIC	WA	No PPP	Total
Nurse	Female	Enrolled Nurse (EN)	17	287	7	201	138	23	267	84	16	1,040
		Registered Nurse (RN)	67	1,375	21	646	301	104	705	325	434	3,978
		EN & RN		5		6	3	1	9	1	4	29
	Total Female Non-practising Nurse		84	1,667	28	853	442	128	981	410	454	5,047
	Male	Enrolled Nurse (EN)	1	30	1	11	7	2	16	4		72
		Registered Nurse (RN)	10	143	3	64	40	7	72	16	48	403
		EN & RN				1	1		1		1	4
Total Male Non-practising Nurse		11	173	4	76	48	9	89	20	49	479	
Total Non-practising Nurse			95	1,840	32	929	490	137	1,070	430	503	5,526
Nurse & Midwife	Female	EN & Midwife							1			1
		RN & Midwife	19	282		93	41	10	128	46	29	648
	Total Female Non-practising NMW		19	282	0	93	41	10	129	46	29	649
	Male	RN & Midwife	1	8		2						11
	Total Male Non-practising NMW		1	8		2						11
Total Non-practising NMW			20	290	0	95	41	10	129	46	29	660
Midwife	Female		19	1	9	9		24	7	8	77	
Total Non-practising Midwife				19	1	9	9		24	7	8	77
Total			115	2,149	33	1,033	540	147	1,223	483	540	6,263

Table 11.2 Total non-practising registration by gender

Gender	ACT	NSW	NT	QLD	SA	TAS	VIC	WA	No PPP	Total
Female	103	1,968	29	955	492	138	1,134	463	491	5,773
Male	12	181	4	78	48	9	89	20	49	490

Table 11.3 Total non-practising registration by gender percentages

Gender	ACT	NSW	NT	QLD	SA	TAS	VIC	WA	No PPP	Total
Female	89.6%	91.6%	87.9%	92.4%	91.1%	93.9%	92.7%	95.9%	90.9%	92.2%
Male	10.4%	8.4%	12.1%	7.6%	8.9%	6.1%	7.3%	4.1%	9.1%	7.8%

Provisional Registration

Provisional registration is a registration type used by the NMBA for registered nurses, enrolled nurses and/or midwives who want to return to the register after an absence from practice. Provisional registration enables a registered nurse, enrolled nurse and/or midwife to complete a period of supervised practice or a NMBA-approved re-entry to practice program to be eligible for general registration.

Table 12.1 Provisional registration by gender

Profession	Gender	Divisions	ACT	NSW	NT	QLD	SA	TAS	VIC	WA	No PPP	Total	
Nurse	Female	Enrolled Nurse (EN)	3	6		8	3	2	16	7		45	
		Registered Nurse (RN)	2	34		26	15	6	32	22	1	138	
	Total Female Provisional Nurse		5	40	0	34	18	8	48	29	1	183	
	Male	Enrolled Nurse (EN)					1		1				2
		Registered Nurse (RN)		4		4	1		3	4			16
	Total Male Provisional Nurse		0	4	0	4	2	0	4	4	0	0	18
Total Provisional Nurse			5	44	0	38	20	8	52	33	1	201	
Nurse & Midwife	Female	RN & Midwife		2		5			1	1		9	
	Total Female Provisional NMW		0	2	0	5	0	0	1	1	0	9	
Total Provisional NMW			0	2	0	5	0	0	1	1	0	9	
Midwife	Female			1			1		2			4	
Total Provisional Midwife			0	1	0	0	1	0	2	0	0	4	
Total			5	47	0	43	21	8	55	34	1	214	

Table 12.2 Provisional registration by gender

Gender	ACT	NSW	NT	QLD	SA	TAS	VIC	WA	No PPP	Total
Female	5	43		39	19	8	51	30	1	196
Male		4		4	2		4	4		18

Table 12.3 Provisional registration by gender percentages

Gender	ACT	NSW	NT	QLD	SA	TAS	VIC	WA	No PPP	Total
Female	100.0%	91.5%		90.7%	90.5%	100.0%	92.7%	88.2%	100.0%	91.6%
Male		8.5%		9.3%	9.5%		7.3%	11.8%		8.4%