



Nurse and Midwife Registrant Data: June 2014

Published July 2014

Introduction

This report contains registration information about nurses and midwives registered with the Nursing and Midwifery Board of Australia (National Board or NMBA).

The functions of the National Board are defined under the [National Law](#), and include:

- Registering nurses, midwives and students of nursing and midwifery
- Determining national registration requirements
- Developing professional codes, standards, guidelines and position statements to guide the practice of nurses and midwives
- Managing notifications, investigations and panel hearings
- Overseeing the assessment of internationally qualified nurses and midwives who wish to register in Australia
- Approving national accreditation standards and accredited programs of study leading to registration and endorsement
- Delegating to state and territory boards and committees of the NMBA, and AHPRA staff, the power to determine individual applications for registration and notification of a nurse's or midwife's health, performance and/or conduct, and a student's health or criminal history

**In New South Wales (NSW), where a co-regulatory model applies and notifications are managed separately by the Nursing and Midwifery Council NSW, the NSW Board of the NMBA is only responsible for the registration of nurses, midwives and students.*

The National Board's functions are supported by the [Australian Health Practitioner Regulation Agency](#) (AHPRA). For information about legislation governing the National Board and AHPRA, see [AHPRA's Legislation & Publications](#) at www.ahpra.gov.au/Legislation-and-Publications.aspx

AHPRA has analysed the National Board's registration data and produced a number of statistical tables* about registrants to share with the professions and community. The National Board will update this statistical report regularly.

For more information on nursing and midwifery registration, please see the National Board's website: www.nursingmidwiferyboard.gov.au/Registration-and-Endorsement.aspx

Index of Tables

Nurse and Midwife – Registration Type	2
Registered Nurse and Midwife – Endorsement by Type	4
Registered Nurse and Midwife – Notations	4
Nurse and Midwife – General Registration by Age	5
Nurse and Midwife – Non-practising Registration by Age	5
Nurse and Midwife – General Registration by Gender	6
Nurse and Midwife – General Registration by Gender Percentages	6
Nurse and Midwife – Non-practising Registration by Gender	7
Nurse and Midwife – Non-practising Registration by Gender Percentages	7

* Note that the data for dual registration in the tables and diagrams includes where a nurse or a midwife may be non-practising in one category, for example enrolled nurse (non-practising) & registered nurse (practising) or nurse (non-practising) & midwife (practising).

Nurse and Midwife – Registration Type

The National Board recognises four nursing and midwifery registration types: general registration, limited registration, non-practising registration and student registration.

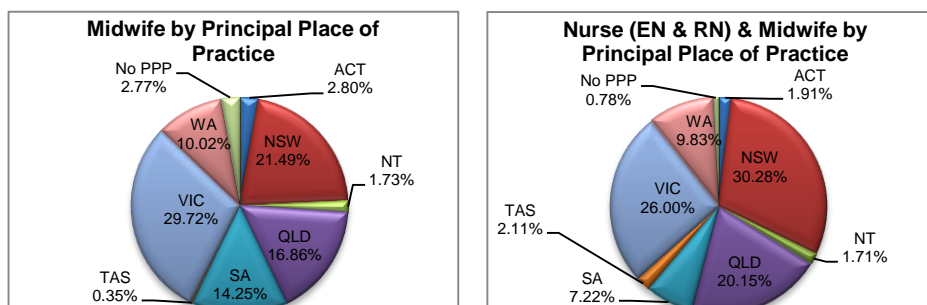
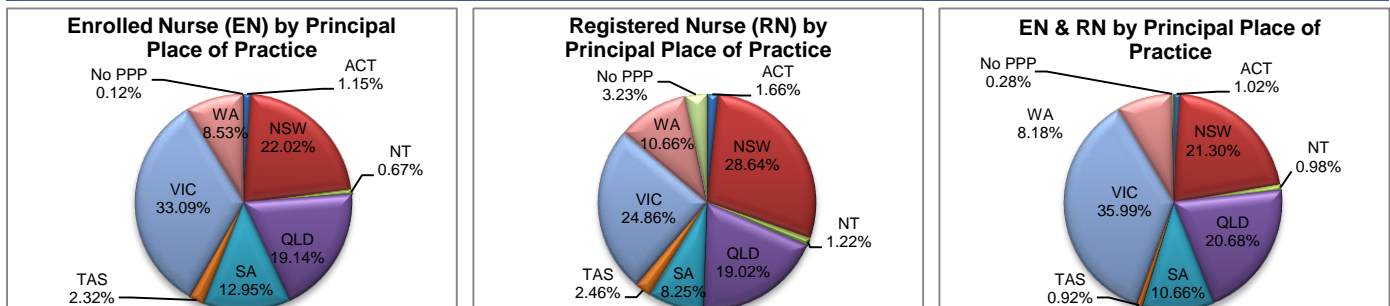
The nurse may be either a Registered Nurse or an Enrolled Nurse, or both.

Nurse and Midwife – Registration Type										
Nurse	ACT	NSW	NT	QLD	SA	TAS	VIC	WA	No PPP	Total
General										
Enrolled Nurse (EN)	694	13,314	408	11,576	7,832	1,404	20,010	5,156	74	60,468
Registered Nurse (RN)	4,271	73,844	3,158	49,031	21,263	6,346	64,096	27,485	8,321	257,815
Enrolled Nurse & Registered Nurse	51	1,072	49	1,036	534	46	1,803	409	14	5,014
Total General Nurse	5,016	88,230	3,615	61,643	29,629	7,796	85,909	33,050	8,409	323,297
Non-practising										
Enrolled Nurse (EN)	13	316	5	133	82	19	197	61	7	833
Registered Nurse (RN)	59	1,398	27	449	237	84	539	252	205	3,250
Enrolled Nurse & Registered Nurse	1	2	-	1	1	-	2	1	-	8
Total Non-practising Nurse	73	1,716	32	583	320	103	738	314	212	4,091
Total Nurse	5,089	89,946	3,647	62,226	29,949	7,899	86,647	33,364	8,621	327,388
Nurse & Midwife	ACT	NSW	NT	QLD	SA	TAS	VIC	WA	No PPP	Total
General										
Enrolled Nurse (EN) and Midwife	4	5	-	11	5	-	29	-	-	54
Registered Nurse (RN) and Midwife	592	9,445	535	6,280	2,251	659	8,055	3,063	245	31,125
Enrolled Nurse, Registered Nurse and Midwife	1	8	-	2	-	-	36	7	-	54
Total General Nurse & Midwife	597	9,458	535	6,293	2,256	659	8,120	3,070	245	31,233
Non-practising										
Enrolled Nurse (EN) and Midwife	-	-	-	-	-	-	1	-	-	1
Registered Nurse (RN) and Midwife	9	337	3	70	26	8	78	44	23	598
Enrolled Nurse, Registered Nurse and Midwife	-	-	-	-	-	-	-	-	-	-
Total Non-practising Nurse & Midwife	9	337	3	70	26	8	79	44	23	599
Total Nurse & Midwife	606	9,795	538	6,363	2,282	667	8,199	3,114	268	31,832
Midwife	ACT	NSW	NT	QLD	SA	TAS	VIC	WA	No PPP	Total
General	89	682	55	535	452	11	943	318	88	3,173
Non-practising	-	17	-	5	7	-	18	4	6	57
Total Midwife	89	699	55	540	459	11	961	322	94	3,230
Grand Total	5,784	100,440	4,240	69,129	32,690	8,577	95,807	36,800	8,983	362,450

The following table and charts show totals for General Registration

Totals for General Nurse & Midwife										
	ACT	NSW	NT	QLD	SA	TAS	VIC	WA	No PPP	Total
Enrolled Nurse (EN)	694	13,314	408	11,576	7,832	1,404	20,010	5,156	74	60,468
Registered Nurse (RN)	4,271	73,844	3,158	49,031	21,263	6,346	64,096	27,485	8,321	257,815
EN & RN	51	1,072	49	1,036	534	46	1,803	409	14	5,014

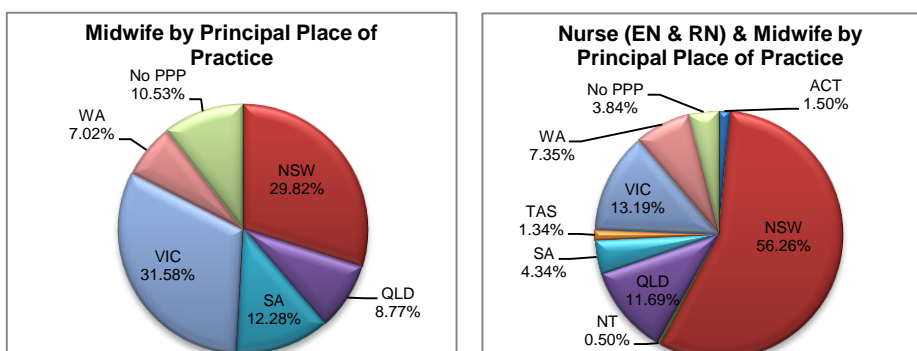
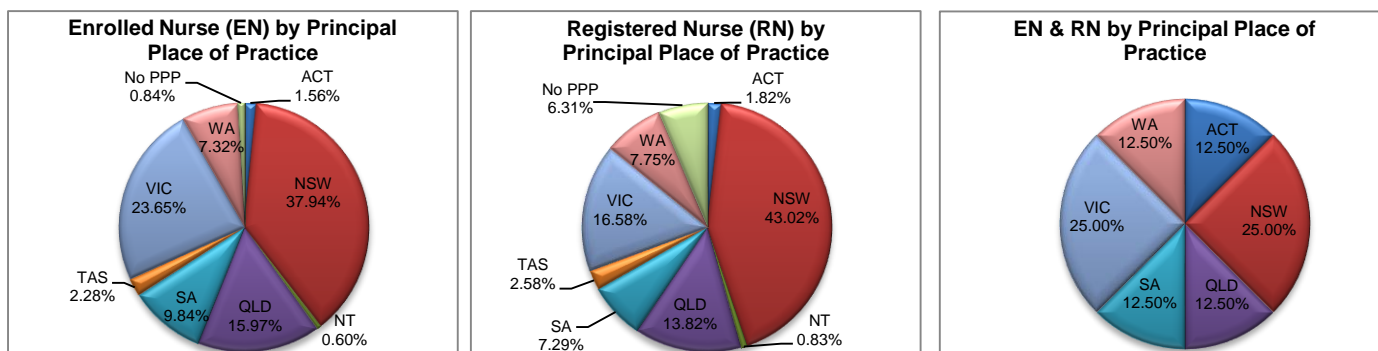
Midwife	89	682	55	535	452	11	943	318	88	3,173
Nurse (EN & RN) & Midwife	597	9,458	535	6,293	2,256	659	8,120	3,070	245	31,233



The following table and charts show totals for Non-Practising Registration

Totals for Non-Practising Nurse & Midwife										
	ACT	NSW	NT	QLD	SA	TAS	VIC	WA	No PPP	Total
Enrolled Nurse (EN)	13	316	5	133	82	19	197	61	7	833
Registered Nurse (RN)	59	1,398	27	449	237	84	539	252	205	3,250
EN & RN	1	2	-	1	1	-	2	1	-	8

Midwife	-	17	-	5	7	-	18	4	6	57
Nurse (EN & RN) & Midwife	9	337	3	70	26	8	79	44	23	599



Registered Nurse and Midwife – Endorsement by Type

The endorsement of registration identifies registered nurses and midwives with additional qualifications and specific expertise.

The National Board endorsements for registered nurses are:

- Nurse Practitioner – includes prescribing scheduled medicines
- Midwife Practitioner – refer [Position-Statement Midwife Practitioners \(7 April 2011\)](#)
- Registered Nurse - supply scheduled medicines (rural and isolated practice)

Note: No principal place of practice (PPP) will include nurses and midwives with an overseas address.

The National Board endorsement for midwives is:

- Eligible Midwife – prescribe scheduled medicines

Registered Nurse and Midwife – Endorsement by type										
Registered Nurse	ACT	NSW	NT	QLD	SA	TAS	VIC	WA	No PPP	Total
Nurse Practitioner	38	255	14	293	91	25	186	177	8	1,087
Schedule Medicines - Rural & Isolated Practice	3	31	10	747	6	5	69	13	4	888
Midwife	ACT	NSW	NT	QLD	SA	TAS	VIC	WA	No PPP	Total
Scheduled Medicines - Eligible Midwife	2	26	-	36	11	2	20	19	-	116

Registered Nurse and Midwife – Notations

Registered Nurses with a sole qualification in mental health nursing or paediatric nursing or disability nursing.

To ensure national consistency, registered nurses with a sole qualification in mental health nursing or paediatric nursing or disability nursing - rather than a qualification in general nursing - are identified on the national register with a notation, which states: *Solely qualified in the area of Disability Nursing / Mental Health Nursing / Paediatric Nursing.*

Registered Nurse Notation by State and Territory										
Registered Nurse	ACT	NSW	NT	QLD	SA	TAS	VIC	WA	No PPP	Total
Disability Nursing	1	21	3	6	3	-	10	22	6	72
Mental Health Nursing	5	214	27	53	50	5	165	1,197	65	1,781
Paediatric Nursing	2	106	2	24	9	-	44	138	23	348
Total	8	341	32	83	62	5	219	1,357	94	2,201

The National Board also recognises those midwives that meet the requirements of the Eligible Midwife registration standard with a notation on their registration.

The notation states:

Eligible midwife competent to provide pregnancy, labour, birth and post natal care and qualified to provide the associated services and order diagnostic investigations required for midwifery practice, in accordance with relevant State and Territory legislation.

Eligible midwife, but NOT qualified to obtain endorsement under section 94 to prescribe Schedule 2, 3, 4 & 8 medicines required for midwifery practice in accordance with state and territory legislation.

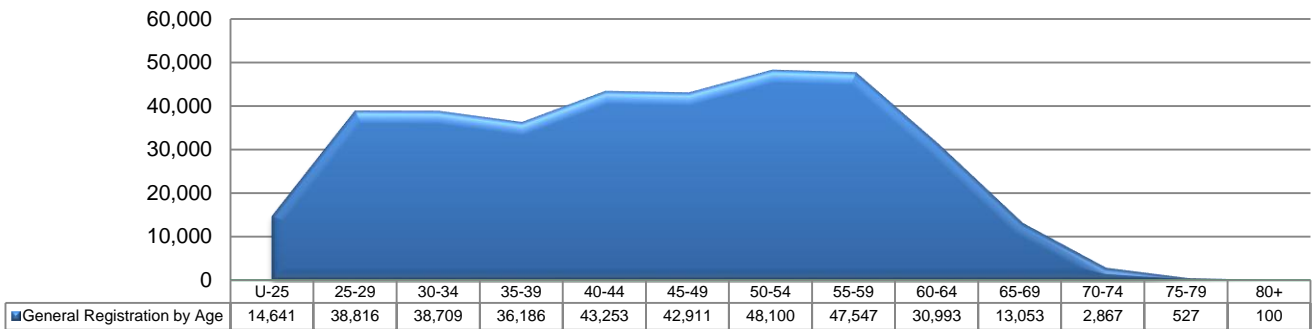
These eligible midwives will be endorsed to prescribe scheduled medicines when they successfully complete a Board-approved program of study for prescribing midwifery medicines.

Midwife Notation by State and Territory										
Midwife	ACT	NSW	NT	QLD	SA	TAS	VIC	WA	No PPP	Total
Eligible Midwife	2	47	2	92	19	7	48	30	-	247

Nurse and Midwife – General Registration by Age

Age Group	Nurse and Midwife – General Registration by Age									
	Nurse			Nurse and Midwife			Midwife	Total	% by Age Group	
	Enrolled Nurse (EN)	Registered Nurse (RN)	Enrolled Nurse & Registered Nurse	Enrolled Nurse (EN)	Registered Nurse (RN)	Enrolled Nurse & Registered Nurse				
U-25	3,515	10,165	381	1	292	15	272	14,641	4.09%	
25-29	4,915	30,660	1,264	19	1,375	8	575	38,816	10.85%	
30-34	4,507	31,221	750	5	1,757	9	460	38,709	10.82%	
35-39	4,344	29,023	581	8	1,795	6	429	36,186	10.12%	
40-44	5,907	33,685	545	9	2,645	4	458	43,253	12.09%	
45-49	8,032	30,190	573	4	3,703	5	404	42,911	12.00%	
50-54	10,165	31,147	524	3	6,017	4	240	48,100	13.45%	
55-59	10,163	30,221	286	3	6,701	1	172	47,547	13.29%	
60-64	6,311	19,991	89	2	4,506	2	92	30,993	8.66%	
65-69	2,184	8,967	19	-	1,831	-	52	13,053	3.65%	
70-74	364	2,069	2	-	416	-	16	2,867	0.80%	
75-79	50	400	-	-	74	-	3	527	0.15%	
80+	11	76	-	-	13	-	-	100	0.03%	
Total	60,468	257,815	5,014	54	31,125	54	3,173	357,703	100.00%	

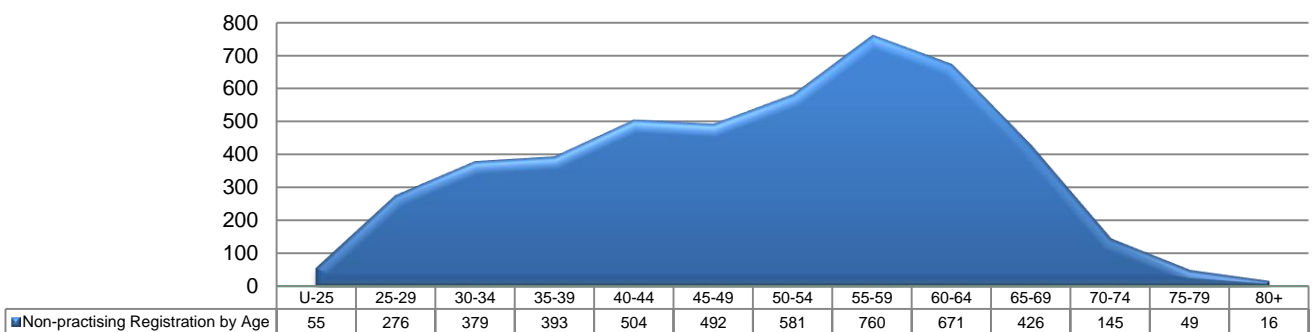
General Registration by Age



Nurse and Midwife – Non-practising Registration by Age

Age Group	Nurse and Midwife – Non-practising Registration by Age									
	Nurse			Nurse and Midwife			Midwife	Total	% by Age Group	
	Enrolled Nurse (EN)	Registered Nurse (RN)	Enrolled Nurse & Registered Nurse	Enrolled Nurse (EN)	Registered Nurse (RN)	Enrolled Nurse & Registered Nurse				
U-25	24	30	1	-	-	-	-	55	1.16%	
25-29	55	204	-	-	5	-	12	276	5.81%	
30-34	56	293	1	1	20	-	8	379	7.98%	
35-39	57	309	-	-	19	-	8	393	8.28%	
40-44	76	380	-	-	40	-	8	504	10.62%	
45-49	105	338	1	-	41	-	7	492	10.36%	
50-54	140	358	3	-	74	-	6	581	12.24%	
55-59	174	464	-	-	116	-	6	760	16.01%	
60-64	104	434	-	-	133	-	-	671	14.14%	
65-69	34	296	1	-	95	-	-	426	8.97%	
70-74	8	101	-	-	34	-	2	145	3.05%	
75-79	-	34	1	-	14	-	-	49	1.03%	
80+	-	9	-	-	7	-	-	16	0.34%	
Total	833	3,250	8	1	598	-	57	4,747	100.00%	

Non-practising Registration by Age



Nurse and Midwife – General Registration by Gender

General Registration by Gender										
Nurse	ACT	NSW	NT	QLD	SA	TAS	VIC	WA	No PPP	Total
Female	4,427	76,897	3,050	54,876	26,326	6,884	76,790	29,950	7,221	286,421
Enrolled Nurse (EN)	630	11,809	339	10,468	7,140	1,281	18,219	4,809	68	54,763
Registered Nurse (RN)	3,753	64,193	2,666	43,508	18,736	5,557	57,039	24,764	7,140	227,356
Enrolled Nurse & Registered Nurse	44	895	45	900	450	46	1,532	377	13	4,302
Male	589	11,333	565	6,767	3,303	912	9,119	3,100	1,188	36,876
Enrolled Nurse (EN)	64	1,505	69	1,108	692	123	1,791	347	6	5,705
Registered Nurse (RN)	518	9,651	492	5,523	2,527	789	7,057	2,721	1,181	30,459
Enrolled Nurse & Registered Nurse	7	177	4	136	84	0	271	32	1	712
Total	5,016	88,230	3,615	61,643	29,629	7,796	85,909	33,050	8,409	323,297
Nurse & Midwife	ACT	NSW	NT	QLD	SA	TAS	VIC	WA	No PPP	Total
Female	581	9,264	509	6,164	2,201	642	8,032	3,019	240	30,652
Enrolled Nurse (EN) and Midwife	4	5	-	10	4	-	29	-	-	52
Registered Nurse (RN) and Midwife	576	9,251	509	6,152	2,197	642	7,967	3,012	240	30,546
Enrolled Nurse, Registered Nurse and Midwife	1	8	-	2	-	-	36	7	-	54
Male	16	194	26	129	55	17	88	51	5	581
Enrolled Nurse (EN) and Midwife	-	-	-	1	1	-	-	-	-	2
Registered Nurse (RN) and Midwife	16	194	26	128	54	17	88	51	5	579
Enrolled Nurse, Registered Nurse and Midwife	-	-	-	-	-	-	-	-	-	-
Total	597	9,458	535	6,293	2,256	659	8,120	3,070	245	31,233
Midwife	ACT	NSW	NT	QLD	SA	TAS	VIC	WA	No PPP	Total
Female	89	678	54	532	452	11	941	318	87	3,162
Male	-	4	1	3	-	-	2	-	1	11
Total	89	682	55	535	452	11	943	318	88	3,173
Grand Total	5,702	98,370	4,205	68,471	32,337	8,466	94,972	36,438	8,742	357,703

Total General Registration by Gender										
General	ACT	NSW	NT	QLD	SA	TAS	VIC	WA	No PPP	Total
Female	5,097	86,839	3,613	61,572	28,979	7,537	85,763	33,287	7,548	320,235
Male	605	11,531	592	6,899	3,358	929	9,209	3,151	1,194	37,468

Nurse and Midwife – General Registration by Gender Percentages										
General	ACT	NSW	NT	QLD	SA	TAS	VIC	WA	No PPP	Total
Female	89.39%	88.28%	85.92%	89.92%	89.62%	89.03%	90.30%	91.35%	86.34%	89.53%
Male	10.61%	11.72%	14.08%	10.08%	10.38%	10.97%	9.70%	8.65%	13.66%	10.47%

Nurse and Midwife – Non-practising Registration by Gender

Non-practising Registration by Gender										
Nurse	ACT	NSW	NT	QLD	SA	TAS	VIC	WA	No PPP	Total
Female	62	1,566	30	546	287	98	680	297	191	3,757
Enrolled Nurse (EN)	12	292	5	127	77	18	186	59	5	781
Registered Nurse (RN)	50	1,272	25	418	210	80	492	237	186	2,970
Enrolled Nurse & Registered Nurse	-	2	-	1	-	-	2	1	-	6
Male	11	150	2	37	33	5	58	17	21	334
Enrolled Nurse (EN)	1	24	-	6	5	1	11	2	2	52
Registered Nurse (RN)	9	126	2	31	27	4	47	15	19	280
Enrolled Nurse & Registered Nurse	1	-	-	-	1	-	-	-	-	2
Total	73	1,716	32	583	320	103	738	314	212	4,091
Nurse & Midwife	ACT	NSW	NT	QLD	SA	TAS	VIC	WA	No PPP	Total
Female	9	331	3	69	26	7	79	44	22	590
Enrolled Nurse (EN) and Midwife	-	-	-	-	-	-	1	-	-	1
Registered Nurse (RN) and Midwife	9	331	3	69	26	7	78	44	22	589
Enrolled Nurse, Registered Nurse and Midwife	-	-	-	-	-	-	-	-	-	-
Male	-	6	-	1	-	1	-	-	1	9
Enrolled Nurse (EN) and Midwife	-	-	-	-	-	-	-	-	-	-
Registered Nurse (RN) and Midwife	-	6	-	1	-	1	-	-	1	9
Enrolled Nurse, Registered Nurse and Midwife	-	-	-	-	-	-	-	-	-	-
Total	9	337	3	70	26	8	79	44	23	599
Midwife	ACT	NSW	NT	QLD	SA	TAS	VIC	WA	No PPP	Total
Female	-	17	-	5	7	-	18	4	6	57
Male	-	-	-	-	-	-	-	-	-	-
Total	-	17	-	5	7	-	18	4	6	57
Grand Total	82	2,070	35	658	353	111	835	362	241	4,747

Total Non-practising Registration by Gender										
Non-practising	ACT	NSW	NT	QLD	SA	TAS	VIC	WA	No PPP	Total
Female	71	1,914	33	620	320	105	777	345	219	4,404
Male	11	156	2	38	33	6	58	17	22	343

Nurse and Midwife – Non-practising Registration by Gender Percentages										
Non-practising	ACT	NSW	NT	QLD	SA	TAS	VIC	WA	No PPP	Total
Female	86.59%	92.46%	94.29%	94.22%	90.65%	94.59%	93.05%	95.30%	90.87%	92.77%
Male	13.41%	7.54%	5.71%	5.78%	9.35%	5.41%	6.95%	4.70%	9.13%	7.23%