



Nurse and Midwife Registrant Data: September 2014

Published December 2014

Introduction

This report contains registration information about nurses and midwives registered with the Nursing and Midwifery Board of Australia (National Board or NMBA).

The functions of the National Board are defined under the [National Law](#), and include:

- Registering nurses, midwives and students of nursing and midwifery
 - Determining national registration requirements
 - Developing professional codes, standards, guidelines and position statements to guide the practice of nurses and midwives
 - Managing notifications, investigations and panel hearings
 - Overseeing the assessment of internationally qualified nurses and midwives who wish to register in Australia
 - Approving national accreditation standards and accredited programs of study leading to registration and endorsement
 - Delegating to state and territory boards and committees of the NMBA, and AHPRA staff, the power to determine individual applications for registration and notification of a nurse's or midwife's health, performance and/or conduct, and a student's health or criminal history
- *In New South Wales (NSW), where a co-regulatory model applies and notifications are managed separately by the Nursing and Midwifery Council NSW, the NSW Board of the NMBA is only responsible for the registration of nurses, midwives and students.*

The National Board's functions are supported by the [Australian Health Practitioner Regulation Agency](#) (AHPRA). For information about legislation governing the National Board and AHPRA, see [AHPRA's Legislation & Publications](#) at www.ahpra.gov.au/Legislation-and-Publications.aspx. AHPRA has analysed the National Board's registration data and produced a number of statistical tables¹ about registrants to share with the professions and community. The National Board will update this statistical report regularly.

For more information on nursing and midwifery registration, please see the National Board's website:
www.nursingmidwiferyboard.gov.au/Registration-and-Endorsement.aspx

¹ Note that the data for dual registration in the tables and diagrams includes where a nurse or a midwife may be non-practising in one category, for example enrolled nurse (non-practising) & registered nurse (practising) or nurse (non-practising) & midwife (practising).

Table of contents

Nurse and Midwife – Registration type	3
Totals for General Nurse & Midwife	4
Totals for Non-Practising Nurse & Midwife	5
Registered Nurse and Midwife – Endorsement by Type.....	6
Registered Nurse Notation by Principal Place of Practice	6
Midwife Notation by Principal Place of Practice	7
Nurse and Midwife – general registration by age group	8
Nurse and Midwife – non-practising registration by age group.....	9
Nurse and Midwife – general registration by gender	10
Nurse and Midwife – total general registration by gender	11
Nurse and Midwife – general registration by gender percentages	11
Nurse and Midwife – non-practising registration by gender.....	12
Nurse and Midwife – total non-practising totals by gender	13
Nurse and Midwife – non-practising registration by gender percentages.....	13

Nurse and Midwife – Registration type

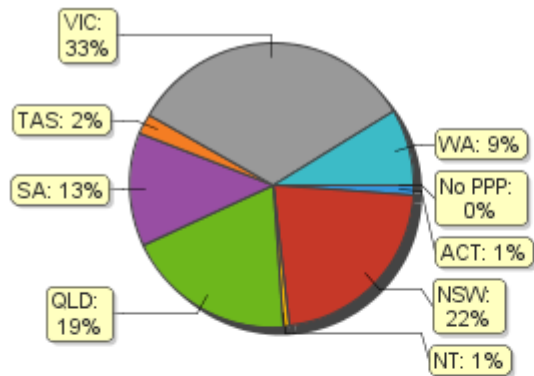
The National Board recognises four nursing and midwifery registration types: general registration, limited registration, non-practising registration and student registration. The nurse may be either a Registered Nurse or an Enrolled Nurse, or both.

Profession	Registration Type	Divisions	Principal Place of practice									Total
			ACT	NSW	NT	QLD	SA	TAS	VIC	WA	No PPP	
Nurse	General	Enrolled Nurse (EN)	675	13,144	393	11,452	7,683	1,408	19,689	5,112	60	59,616
		Registered Nurse (RN)	4,212	73,372	3,145	48,643	21,039	6,244	63,509	27,262	7,842	255,268
		Enrolled Nurse & Registered Nurse	40	792	34	799	417	31	1,486	368	15	3,982
		Total General Nurse	4,927	87,308	3,572	60,894	29,139	7,683	84,684	32,742	7,917	318,866
	Non-practising	Enrolled Nurse (EN)	13	297	6	125	85	15	197	54	8	800
		Registered Nurse (RN)	55	1,331	23	427	227	73	540	232	216	3,124
		Enrolled Nurse & Registered Nurse	1	2		1	1		1			6
		Total Non-practising Nurse	69	1,630	29	553	313	88	738	286	224	3,930
	Total Nurse		4,996	88,938	3,601	61,447	29,452	7,771	85,422	33,028	8,141	322,796
	Nurse & Midwife	General	Enrolled Nurse (EN) and Midwife	4	4		8	4		27		
Registered Nurse (RN) and Midwife			557	8,785	512	5,950	2,154	629	7,622	2,941	223	29,373
Enrolled Nurse & Registered Nurse and Midwife			1	6		1	1		28	8		45
		Total General Nurse & Midwife	562	8,795	512	5,959	2,159	629	7,677	2,949	223	29,465
Non-practising		Enrolled Nurse (EN)							1			1
		Registered Nurse (RN)	11	320	4	72	22	8	78	41	23	579
		Enrolled Nurse & Registered Nurse and Midwife										
	Total Non-practising Nurse & Midwife	11	320	4	72	22	8	79	41	23	580	
Total Nurse & Midwife		573	9,115	516	6,031	2,181	637	7,756	2,990	246	30,045	
Midwife	General		91	686	54	537	445	14	952	317	80	3,176
	Non-practising			15		6	8	1	16	3	5	54
Midwife Total			91	701	54	543	453	15	968	320	85	3,230
Grand Total			5,660	98,754	4,171	68,021	32,086	8,423	94,146	36,338	8,472	356,071

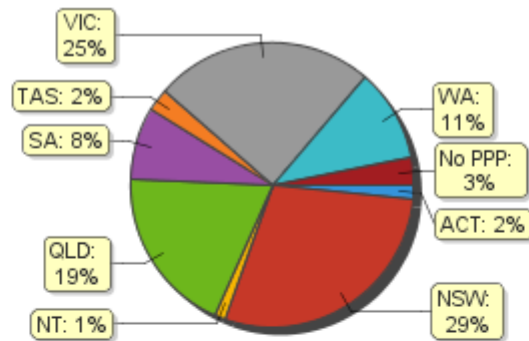
Totals for General Nurse & Midwife

The following table and charts show totals for General Registration

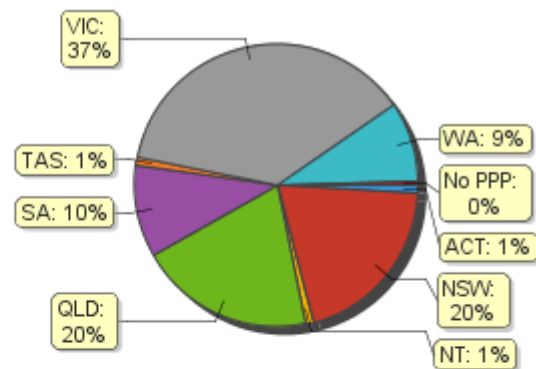
	Principal place of practice									Total
	ACT	NSW	NT	QLD	SA	TAS	VIC	WA	No PPP	
Enrolled Nurse (EN)	675	13,144	393	11,452	7,683	1,408	19,689	5,112	60	59,616
Registered Nurse (RN)	4,212	73,372	3,145	48,643	21,039	6,244	63,509	27,262	7,842	255,268
Enrolled Nurse (EN) & Registered Nurse(RN)	40	792	34	799	417	31	1,486	368	15	3,982
Nurse (EN & RN) and Midwife	562	8,795	512	5,959	2,159	629	7,677	2,949	223	29,465
Midwife	91	686	54	537	445	14	952	317	80	3,176



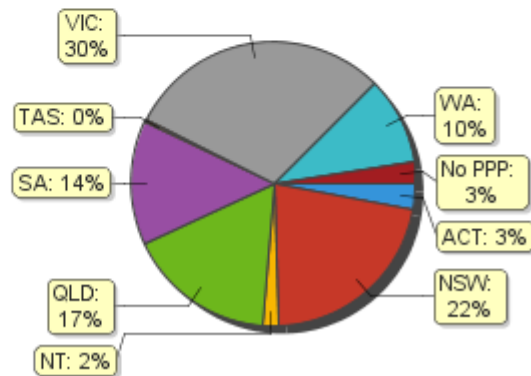
Enrolled Nurse (EN)



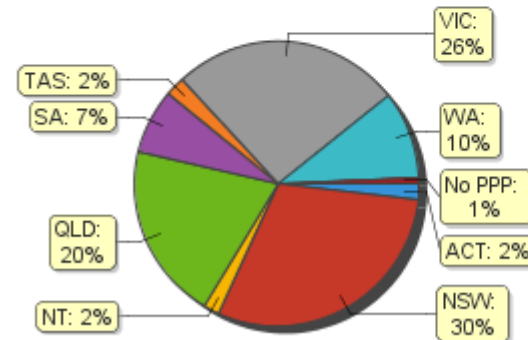
Registered Nurse (RN)



Enrolled Nurse & Registered Nurse



Midwife

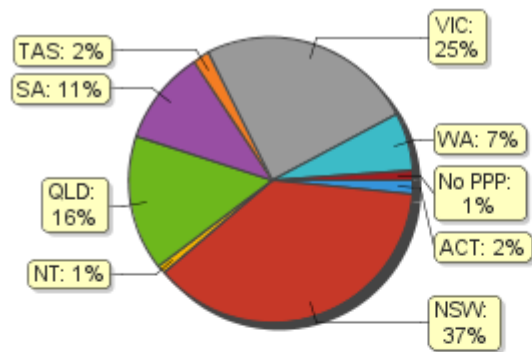


Nurse (EN & RN) and Midwife

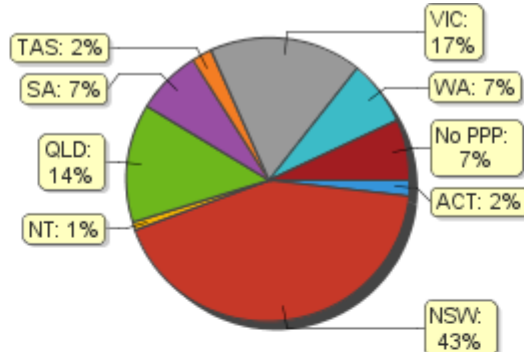
Totals for Non-Practising Nurse & Midwife

The following table and charts show totals for Non-Practising Registration

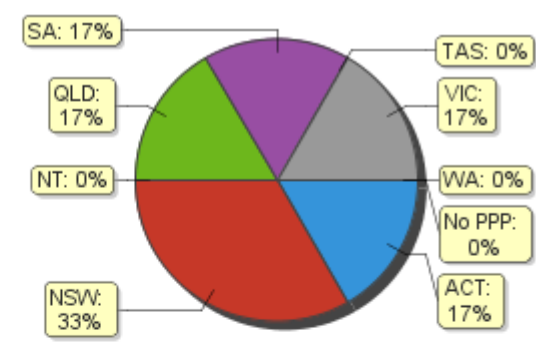
	Principal place of practice									Total
	ACT	NSW	NT	QLD	SA	TAS	VIC	WA	No PPP	
Enrolled Nurse (EN)	13	297	6	125	85	15	197	54	8	800
Registered Nurse (RN)	55	1,331	23	427	227	73	540	232	216	3,124
Enrolled Nurse (EN) & Registered Nurse(RN)	1	2		1	1		1			6
Nurse (EN & RN) and Midwife	11	320	4	72	22	8	79	41	23	580
Midwife		15		6	8	1	16	3	5	54



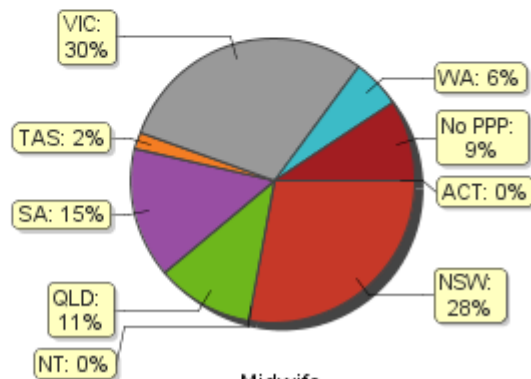
Enrolled Nurse (EN)



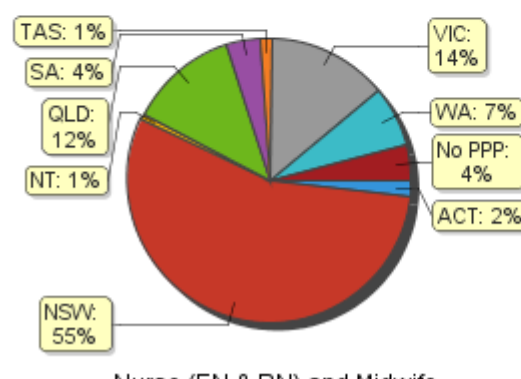
Registered Nurse (RN)



Enrolled Nurse & Registered Nurse



Midwife



Nurse (EN & RN) and Midwife

Registered Nurse and Midwife – Endorsement by Type

The endorsement of registration identifies registered nurses and midwives with additional qualifications and specific expertise.

The National Board endorsements for registered nurses are:

- Nurse Practitioner – includes prescribing scheduled medicines
- Midwife Practitioner – refer [Position-Statement Midwife Practitioners \(7 April 2011\)](#)
- Registered Nurse - supply scheduled medicines (rural and isolated practice)

Note: No principal place of practice (PPP) will include nurses and midwives with an overseas address.

The National Board endorsement for midwives is:

- Eligible Midwife – prescribe scheduled medicines

		Principal state of practice									
Profession	Endorsement type	ACT	NSW	NT	QLD	SA	TAS	VIC	WA	No PPP	Total
Nurse	Nurse Practitioner	37	261	16	301	100	25	197	185	6	1,128
	Scheduled Medicines - Rural and isolated practice	3	33	10	744	6	5	82	13	4	900
Midwife	Scheduled Medicines- Eligible Midwife	2	28	0	42	11	2	22	21	0	128

Registered Nurse Notation by Principal Place of Practice

Registered Nurses with a sole qualification in mental health nursing or paediatric nursing or disability nursing.

To ensure national consistency, registered nurses with a sole qualification in mental health nursing or paediatric nursing or disability nursing - rather than a qualification in general nursing - are identified on the national register with a notation, which states: *Solely qualified in the area of Disability Nursing / Mental Health Nursing / Paediatric Nursing.*

Registered Nurse		Principal place of practice									
Notation	ACT	NSW	NT	QLD	SA	TAS	VIC	WA	No PPP	Total	
Disability Nursing	1	20	3	7	3	0	10	17	6	67	
Mental Health nursing	5	203	23	54	51	5	163	1,156	62	1,722	
Paediatric Nursing	2	100	3	29	8	0	43	136	21	342	
Total	8	323	29	90	62	5	216	1,309	89	2,131	

Midwife Notation by Principal Place of Practice

The National Board also recognises those midwives that meet the requirements of the Eligible Midwife registration standard with a notation on their registration.

The notation states:

Eligible midwife competent to provide pregnancy, labour, birth and post natal care and qualified to provide the associated services and order diagnostic investigations required for midwifery practice, in accordance with relevant State and Territory legislation.

Eligible midwife, but NOT qualified to obtain endorsement under section 94 to prescribe Schedule 2, 3, 4 & 8 medicines required for midwifery practice in accordance with state and territory legislation.

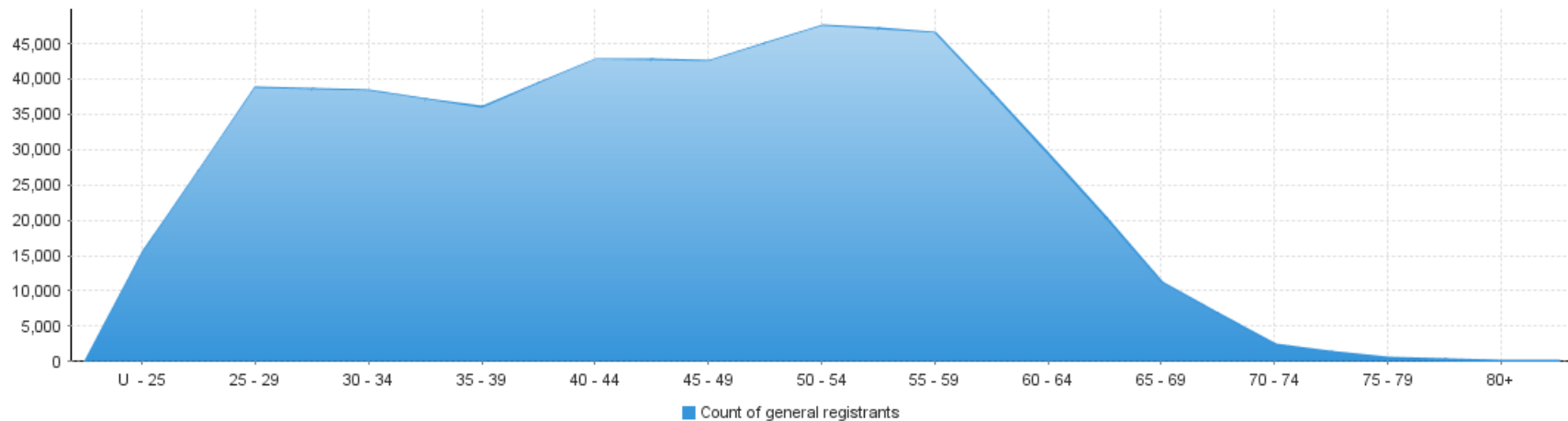
These eligible midwives will be endorsed to prescribe scheduled medicines when they successfully complete a Board-approved program of study for prescribing midwifery medicines.

Midwife	Principal place of practice								
Notation	ACT	NSW	NT	QLD	SA	TAS	VIC	WA	Total
Eligible midwife	2	47	2	100	17	7	48	32	255

Nurse and Midwife – general registration by age group

Nurse and Midwife Age group	Nurse		Nurse & Midwife			Midwife	Total	% by Age Group	
	Enrolled Nurse (EN)	Registered Nurse (RN)	Enrolled Nurse & Registered Nurse	Enrolled Nurse (EN)	Registered Nurse (RN)				Enrolled Nurse & Registered Nurse
U - 25	3,931	10,667	253	1	338	8	274	15,472	4.40%
25 - 29	4,934	30,817	1,000	16	1,414	7	569	38,757	11.03%
30 - 34	4,545	31,046	599	4	1,748	8	458	38,408	10.93%
35 - 39	4,369	28,902	467	7	1,771	6	424	35,946	10.23%
40 - 44	5,895	33,448	429	9	2,601	4	461	42,847	12.19%
45 - 49	7,984	30,110	464	3	3,602	5	406	42,574	12.11%
50 - 54	10,029	31,097	423	3	5,794	5	234	47,585	13.54%
55 - 59	9,873	30,021	249	3	6,268	1	181	46,596	13.26%
60 - 64	5,898	19,185	80	1	4,002	1	101	29,268	8.33%
65 - 69	1,828	7,886	16		1,456		52	11,238	3.20%
70 - 74	288	1,706	2		317		15	2,328	0.66%
75 - 79	38	333			54		1	426	0.12%
80+	4	50			8			62	0.02%
Total	59,616	255,268	3,982	47	29,373	45	3,176	351,507	100.00%

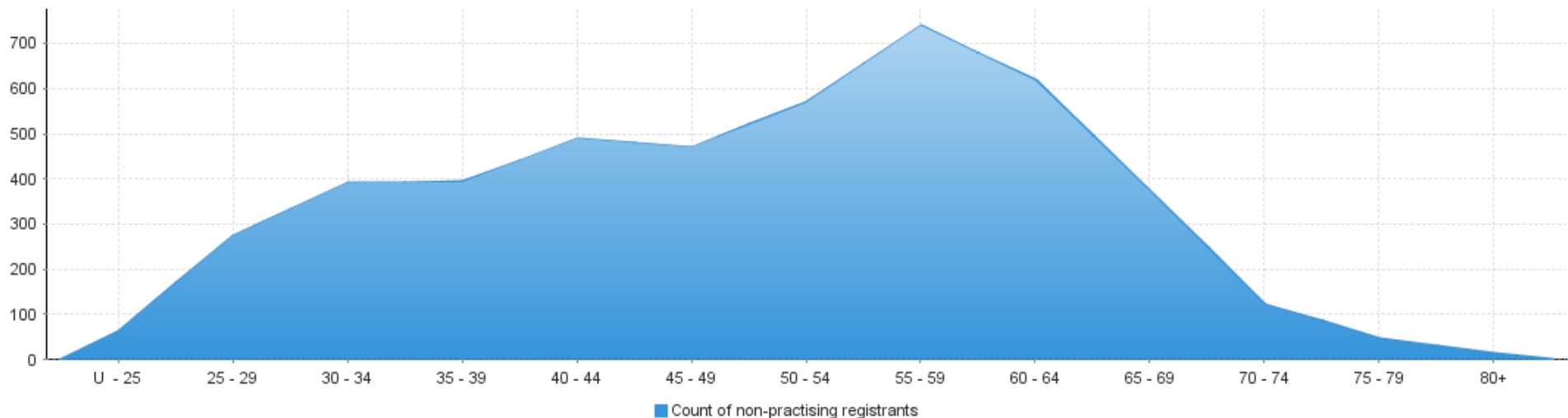
Nurse and Midwife – general registration by age group



Nurse and Midwife – non-practising registration by age group

Nurse and Midwife Age group	Nurse			Nurse & Midwife			Midwife	Total	% by Age Group
	Enrolled Nurse (EN)	Registered Nurse (RN)	Enrolled Nurse & Registered Nurse	Enrolled Nurse (EN)	Registered Nurse (RN)	Enrolled Nurse & Registered Nurse			
U - 25	28	34						62	1.36%
25 - 29	53	202			7		13	275	6.03%
30 - 34	59	303		1	22		7	392	8.59%
35 - 39	55	308			23		7	393	8.61%
40 - 44	80	366			38		6	490	10.74%
45 - 49	98	326	1		39		7	471	10.32%
50 - 54	138	350	3		74		4	569	12.47%
55 - 59	166	454			112		8	740	16.21%
60 - 64	91	401			125		1	618	13.54%
65 - 69	26	257	1		89			373	8.17%
70 - 74	6	82			33		1	122	2.67%
75 - 79		33	1		12			46	1.01%
80+		8			5			13	0.28%
Total	800	3,124	6		579		54	4,564	100.00%

Nurse and Midwife – non-practising registration by age group



Nurse and Midwife – general registration by gender

Nurse and Midwife			Principal place of practice									Total	
Profession	Gender	Divisions	ACT	NSW	NT	QLD	SA	TAS	VIC	WA	No PPP		
Nurse	Female	Enrolled Nurse (EN)	613	11,657	328	10,364	7,002	1,281	17,918	4,767	55	53,985	
		Registered Nurse (RN)	3,701	63,798	2,659	43,158	18,539	5,468	56,520	24,583	6,737	225,163	
		Enrolled Nurse & Registered Nurse	34	654	30	692	347	31	1,246	334	14	3,382	
		Female Nurse Total		4,348	76,109	3,017	54,214	25,888	6,780	75,684	29,684	6,806	282,530
	Male	Enrolled Nurse (EN)	62	1,487	65	1,088	681	127	1,771	345	5	5,631	
		Registered Nurse (RN)	511	9,574	486	5,485	2,500	776	6,989	2,679	1,105	30,105	
		Enrolled Nurse & Registered Nurse	6	138	4	107	70		240	34	1	600	
		Male Nurse Total		579	11,199	555	6,680	3,251	903	9,000	3,058	1,111	36,336
		Nurse Total		4,927	87,308	3,572	60,894	29,139	7,683	84,684	32,742	7,917	318,866
Nurse & Midwife	Female	Enrolled Nurse (EN)	4	4		7	4		27			46	
		Registered Nurse (RN)	544	8,601	487	5,837	2,103	613	7,547	2,891	217	28,840	
		Enrolled Nurse & Registered Nurse	1	6		1	1		28	8		45	
		Female Nurse & Midwife Total		549	8,611	487	5,845	2,108	613	7,602	2,899	217	28,931
	Male	Enrolled Nurse (EN)				1							1
		Registered Nurse (RN)	13	184	25	113	51	16	75	50	6	533	
		Enrolled Nurse & Registered Nurse											
	Male Nurse & Midwife Total		13	184	25	114	51	16	75	50	6	534	
	Nurse & Midwife Total		549	8,611	487	5,845	2,108	613	7,602	2,899	217	28,931	
Midwife	Female		91	683	53	535	444	13	950	317	79	3,165	
	Male			3	1	2	1	1	2		1	11	
	Midwife Total		91	686	54	537	445	14	952	317	80	3,176	
Grand Total			5,580	96,789	4,138	67,390	31,743	8,326	93,313	36,008	8,220	351,507	

Nurse and Midwife – total general registration by gender

General	Principal place of practice									Total
	ACT	NSW	NT	QLD	SA	TAS	VIC	WA	No PPP	
Female	4,988	85,403	3,557	60,594	28,440	7,406	84,236	32,900	7,102	314,626
Male	592	11,386	581	6,796	3,303	920	9,077	3,108	1,118	36,881

Nurse and Midwife – general registration by gender percentages

General	Principal place of practice									Total
	ACT	NSW	NT	QLD	SA	TAS	VIC	WA	No PPP	
Female	89.39%	88.24%	85.96%	89.92%	89.59%	88.95%	90.27%	91.37%	86.40%	89.51%
Male	10.61%	11.76%	14.04%	10.08%	10.41%	11.05%	9.73%	8.63%	13.60%	10.49%

Nurse and Midwife – non-practising registration by gender

Nurse and Midwife			Principal place of practice									Total	
Profession	Gender	Divisions	ACT	NSW	NT	QLD	SA	TAS	VIC	WA	No PPP		
Nurse	Female	Enrolled Nurse (EN)	12	272	6	121	80	14	186	53	6	750	
		Registered Nurse (RN)	46	1,206	21	396	195	69	492	217	197	2,839	
		Enrolled Nurse & Registered Nurse		2		1			1			4	
	Female Nurse Total			58	1,480	27	518	275	83	679	270	203	3,593
	Male	Enrolled Nurse (EN)	1	25		4	5	1	11	1	2	50	
		Registered Nurse (RN)	9	125	2	31	32	4	48	15	19	285	
		Enrolled Nurse & Registered Nurse	1				1					2	
	Male Nurse Total			11	150	2	35	38	5	59	16	21	337
	Nurse Total			69	1630	29	553	313	88	738	286	224	3930
Nurse & Midwife	Female	Enrolled Nurse (EN)							1			1	
		Registered Nurse (RN)	11	314	4	71	22	7	78	41	22	570	
		Enrolled Nurse & Registered Nurse											
	Female Nurse & Midwife Total			11	314	4	71	22	7	79	41	22	571
	Male	Enrolled Nurse (EN)											
		Registered Nurse (RN)		6		1			1			1	9
Enrolled Nurse & Registered Nurse													
Male Nurse & Midwife Total				6		1		1			1	9	
Nurse & Midwife Total			11	320	4	72	22	8	79	41	23	580	
Midwife	Female			15		6	8	1	16	3	5	54	
	Male												
Midwife Total				15		6	8	1	16	3	5	54	
Grand Total			80	1,965	33	631	343	97	833	330	252	4,564	

Nurse and Midwife – total non-practising totals by gender

		Principal place of practice								
Non-practising	ACT	NSW	NT	QLD	SA	TAS	VIC	WA	No PPP	Total
Female	69	1,809	31	595	305	91	774	314	230	4,218
Male	11	156	2	36	38	6	59	16	22	346

Nurse and Midwife – non-practising registration by gender percentages

Practitioners		Principal place of practice								
Gender	ACT	NSW	NT	QLD	SA	TAS	VIC	WA	No PPP	Total
Female	86.25%	92.06%	93.94%	94.29%	88.92%	93.81%	92.92%	95.15%	91.27%	92.42%
Male	13.75%	7.94%	6.06%	5.71%	11.08%	6.19%	7.08%	4.85%	8.73%	7.58%