

Nurse and Midwife registrant data: September 2015

Published December 2015

Introduction

This report contains registration information about nurses and midwives registered with the Nursing and Midwifery Board of Australia (NMBA).

The functions of the NMBA are defined under the [National Law](#), and include:

- Registering nurses, midwives and students of nursing and midwifery
- Determining national registration requirements
- Developing professional codes, standards, guidelines and position statements to guide the practice of nurses and midwives
- Managing notifications, investigations and panel hearings
- Overseeing the assessment of internationally qualified nurses and midwives who wish to register in Australia
- Approving national accreditation standards and accredited programs of study leading to registration and endorsement
- Delegating to state and territory boards and committees of the NMBA, and AHPRA staff, the power to determine individual applications for registration and notification of a nurse's or midwife's health, performance and/or conduct, and a student's health or criminal history

**Co-regulatory models apply in New South Wales (NSW) and Queensland (QLD). In NSW, notifications are managed separately by the Nursing and Midwifery Council of NSW; the NSW Board of the NMBA only manages registration matters. In QLD, notifications are received by the Office of the Health Ombudsman (OHO), who determines which notifications should be managed by the NMBA.*

The NMBA's functions are supported by the [Australian Health Practitioner Regulation Agency](#) (AHPRA). For information about legislation governing the NMBA and AHPRA, see [AHPRA's Legislation & Publications](#) at www.ahpra.gov.au/Legislation-and-Publications.aspx. AHPRA has analysed the NMBA's registration data and produced a number of statistical tables¹ about registrants to share with the professions and community. This report is updated on a quarterly basis.

For more information on nursing and midwifery registration, please see the NMBA's website: www.nursingmidwiferyboard.gov.au/Registration-and-Endorsement.aspx

¹ Note that the data for dual registration in the tables and diagrams includes where a nurse or a midwife may be non-practising in one category, for example enrolled nurse (non-practising) & registered nurse (practising) or nurse (non-practising) & midwife (practising).

Contents

Nurse and midwife – registration type by state or territory	3
Totals for practitioners with general registration as Nurse and/or Midwife.....	4
Totals for practitioners with non-practising registration as Nurse and/or Midwife	5
Registered Nurse and Midwife – endorsements by type	6
Registered Nurse Notation	6
Nurse and Midwife – general registration by age group	8
Nurse and Midwife – general registration by age group	8
Nurse and Midwife – non-practising registration by age group	9
Nurse and Midwife – non-practising registration by age group	9
Nurse and Midwife – general registration by gender	10
Nurse and Midwife – total general registration by gender	11
Nurse and Midwife – general registration by gender percentages	11
Nurse and Midwife – non-practising registration by gender	12
Nurse and Midwife – total non-practising totals by gender	13
Nurse and Midwife – non-practising registration by gender percentages	13

Nurse and midwife – registration type by state or territory

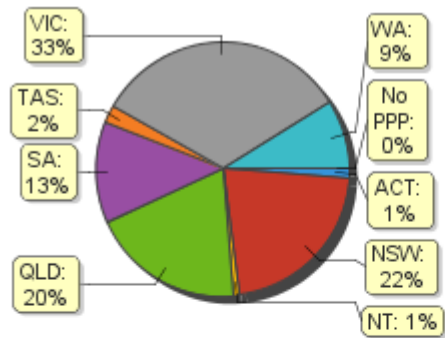
The NMBA recognises three nursing and midwifery registration types: general registration, non-practising registration and student registration. A nurse may be either a Registered Nurse or an Enrolled Nurse, or both.

Profession	Registration Type	Divisions	Principal Place of practice									Total
			ACT	NSW	NT	QLD	SA	TAS	VIC	WA	No PPP	
Nurse	General	Enrolled Nurse (EN)	657	13,026	385	11,801	7,648	1,398	19,637	5,182	84	59,818
		Registered Nurse (RN)	4,327	74,976	3,143	50,408	21,226	6,330	65,006	27,646	8,520	261,582
		Enrolled Nurse & Registered Nurse	53	940	55	1,006	531	45	1,813	442	25	4,910
		Total General Nurse	5,037	88,942	3,583	63,215	29,405	7,773	86,456	33,270	8,629	326,310
	Non-practising	Enrolled Nurse (EN)	16	302	9	162	104	18	218	72	8	909
		Registered Nurse (RN)	51	1,427	27	503	260	86	592	284	316	3,546
		Enrolled Nurse & Registered Nurse		3		3	3		5	1	1	16
		Total Non-practising Nurse	67	1,732	36	668	367	104	815	357	325	4,471
	Total Nurse		5,104	90,674	3,619	63,883	29,772	7,877	87,271	33,627	8,954	330,781
	Nurse & Midwife	General	Enrolled Nurse (EN) & Midwife	3	4		12	1		35		
Registered Nurse (RN) & Midwife			547	8,328	521	5,780	2,067	626	7,453	2,902	294	28,518
Enrolled Nurse & Registered Nurse & Midwife			1	10	1	3	2		27	9		53
		Total General Nurse & Midwife	551	8,342	522	5,795	2,070	626	7,515	2,911	294	28,626
Non-practising		Enrolled Nurse (EN) & Midwife							1			1
		Registered Nurse (RN) & Midwife	15	309	1	79	32	7	85	37	27	592
		Enrolled Nurse & Registered Nurse and Midwife										
	Total Non-practising Nurse & Midwife	15	309	1	79	32	7	86	37	27	593	
Total Nurse & Midwife		566	8,651	523	5,874	2,102	633	7,601	2,948	321	29,219	
Midwife	General	99	782	60	642	472	20	1,049	333	104	3,561	
	Non-practising		14		6	10	1	15	6	7	59	
Midwife Total		99	796	60	648	482	21	1,064	339	111	3,620	
Grand Total			5,769	100,121	4,202	70,405	32,356	8,531	95,936	36,914	9,386	363,620

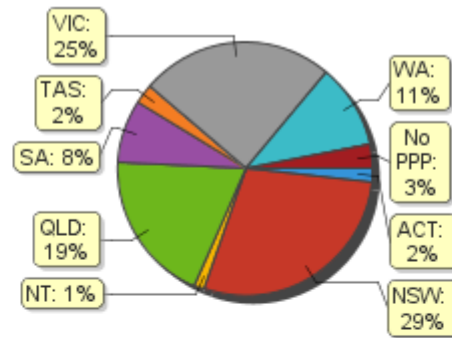
Totals for practitioners with general registration as Nurse and/or Midwife

The following table and charts show totals for General Registration

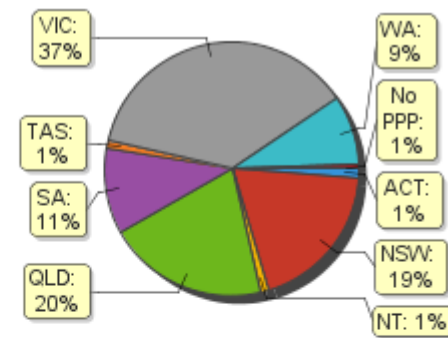
	Principal place of practice									Total
	ACT	NSW	NT	QLD	SA	TAS	VIC	WA	No PPP	
Enrolled Nurse (EN)	657	13,026	385	11,801	7,648	1,398	19,637	5,182	84	59,818
Registered Nurse (RN)	4,327	74,976	3,143	50,408	21,226	6,330	65,006	27,646	8,520	261,582
Enrolled Nurse & Registered Nurse	53	940	55	1,006	531	45	1,813	442	25	4,910
Nurse (EN & RN) and Midwife	551	8,342	522	5,795	2,070	626	7,515	2,911	294	28,626
Midwife	99	782	60	642	472	20	1,049	333	104	3,561



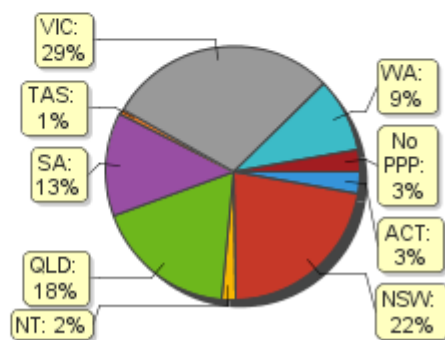
Enrolled Nurse (EN)



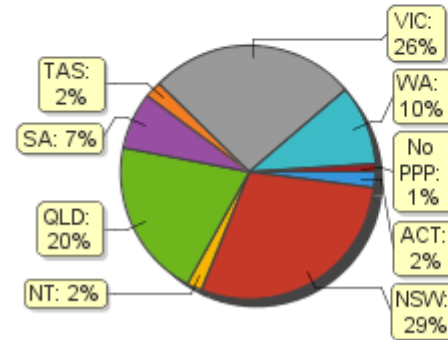
Registered Nurse (RN)



Enrolled Nurse & Registered Nurse



Midwife

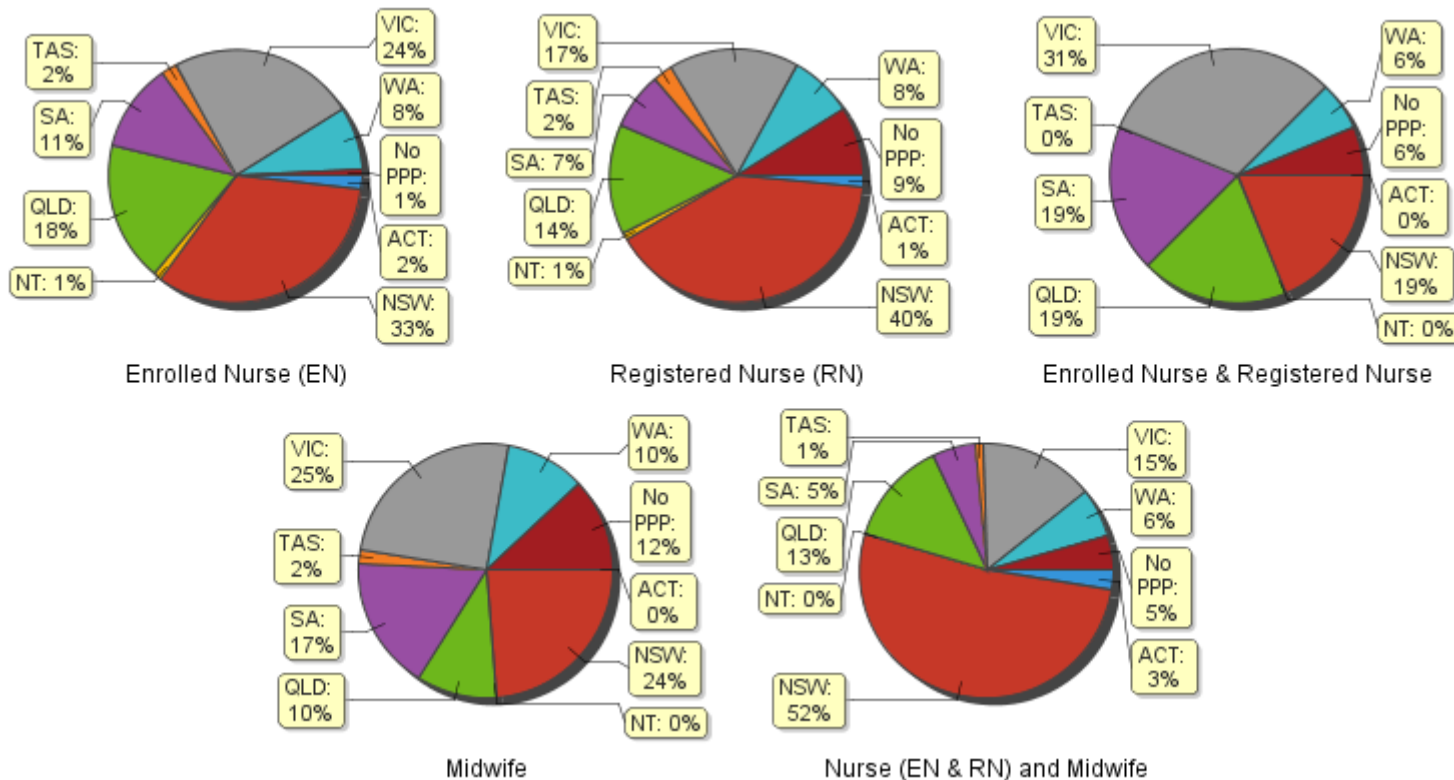


Nurse (EN & RN) and Midwife

Totals for practitioners with non-practising registration as Nurse and/or Midwife

The following table and charts show totals for Non-Practising Registration

	Principal place of practice									
	ACT	NSW	NT	QLD	SA	TAS	VIC	WA	No PPP	Total
Enrolled Nurse (EN)	16	302	9	162	104	18	218	72	8	909
Registered Nurse (RN)	51	1,427	27	503	260	86	592	284	316	3,546
Enrolled Nurse & Registered Nurse		3		3	3		5	1	1	16
Nurse (EN & RN) and Midwife	15	309	1	79	32	7	86	37	27	593
Midwife		14		6	10	1	15	6	7	59



Registered Nurse and Midwife – endorsements by type

The NMBA endorsements for registered nurses are:

- Nurse Practitioner – includes prescribing scheduled medicines
- Registered Nurse - supply scheduled medicines (rural and isolated practice)

The NMBA endorsements for midwives are:

- Midwife – scheduled medicines
- Midwife Practitioner – refer [Position-Statement Midwife Practitioners \(7 April 2011\)](#)

Profession	Endorsement type	Principal place of practice									Total
		ACT	NSW	NT	QLD	SA	TAS	VIC	WA	No PPP	
Nurse	Nurse Practitioner	37	279	20	339	113	27	240	218	14	1,287
	Scheduled Medicines - Rural and isolated practice	5	39	15	794	6	6	123	13	9	1,010
Midwife	Scheduled Medicines	2	32	2	73	19	3	39	32		202
	Midwife Practitioner		1								1

The above numbers under 'Midwife Scheduled Medicines' reflect those midwives who have met the NMBA Registration standard for endorsement for scheduled medicines for midwives they are also eligible for the Eligible midwife notation.

Registered Nurse Notation

Registered nurses with a sole qualification in mental health nursing or paediatric nursing or disability nursing - rather than a qualification in general nursing - are identified on the national register with a notation, which states: Solely qualified in the area of Disability Nursing / Mental Health Nursing / Paediatric Nursing.

Registered Nurse	Notation	Principal place of practice									Total
		ACT	NSW	NT	QLD	SA	TAS	VIC	WA	No PPP	
Disability Nursing		1	24	2	9	6		14	17	5	78
Mental Health nursing		7	219	29	135	243	10	230	1,115	91	2,079
Paediatric Nursing		4	127	3	52	18	1	55	148	37	445
Total		12	370	34	196	267	11	299	1,280	133	2,602

The NMBA also recognises midwives that meet the requirements of the Eligible Midwife registration standard with a notation on their registration.

The notation states:

Eligible midwife competent to provide pregnancy, labour, birth and post natal care and qualified to provide the associated services and order diagnostic investigations required for midwifery practice, in accordance with relevant State and Territory legislation.

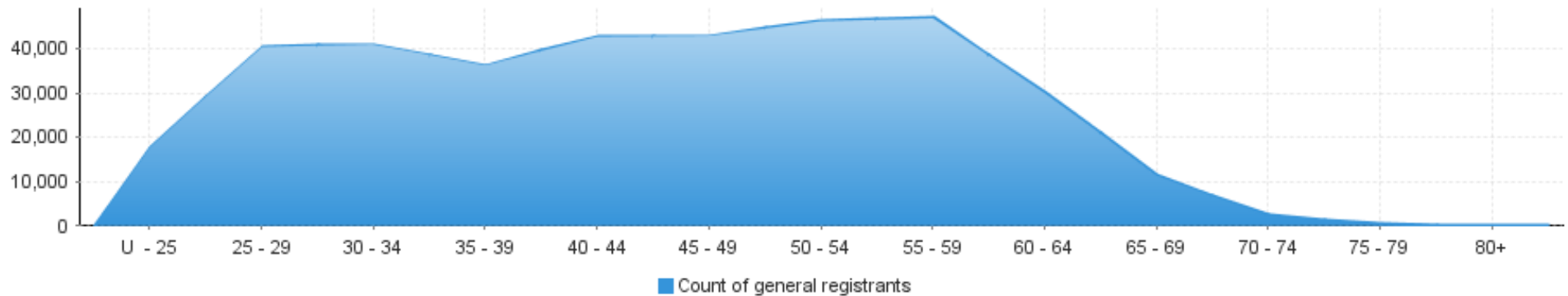
Midwife Notation	Principal place of practice								Total
	ACT	NSW	NT	QLD	SA	TAS	VIC	WA	
Eligible midwife	1	23	2	53	6	4	25	9	123

The above numbers reflect those midwives with the Eligible midwife notation only. An Eligible midwife, may be qualified to apply for endorsement for scheduled medicines for midwives under section 94 to prescribe Schedule 2, 3, 4 & 8 medicines when they have completed a NMBA-approved program of study and meet the requirements of the NMBA Registration standard for endorsement for scheduled medicines for midwives.

Nurse and Midwife – general registration by age group

Nurse and Midwife Age group	Nurse			Nurse & Midwife			Midwife	Total	% by Age Group
	Enrolled Nurse (EN)	Registered Nurse (RN)	Enrolled Nurse & Registered Nurse	Enrolled Nurse (EN)	Registered Nurse (RN)	Enrolled Nurse & Registered Nurse			
U - 25	4,355	12,237	331	2	437	7	316	17,685	4.93%
25 - 29	5,072	31,997	1,207	18	1,496	14	648	40,452	11.28%
30 - 34	4,904	32,879	807	5	1,834	9	549	40,987	11.43%
35 - 39	4,461	28,982	572	6	1,769	3	467	36,260	10.11%
40 - 44	5,693	33,595	512	13	2,424	6	508	42,751	11.93%
45 - 49	7,603	30,941	567	4	3,355	5	440	42,915	11.97%
50 - 54	9,576	30,581	510	3	5,310	7	256	46,243	12.90%
55 - 59	9,970	30,404	277	3	6,049	1	195	46,899	13.08%
60 - 64	5,983	19,873	102	1	4,042	1	117	30,119	8.40%
65 - 69	1,859	7,984	23		1,423		52	11,341	3.16%
70 - 74	303	1,719	1		317		10	2,350	0.66%
75 - 79	35	338	1		54		3	431	0.12%
80+	4	52			8			64	0.02%
Total	59,818	261,582	4,910	55	28,518	53	3,561	358,497	100.00%

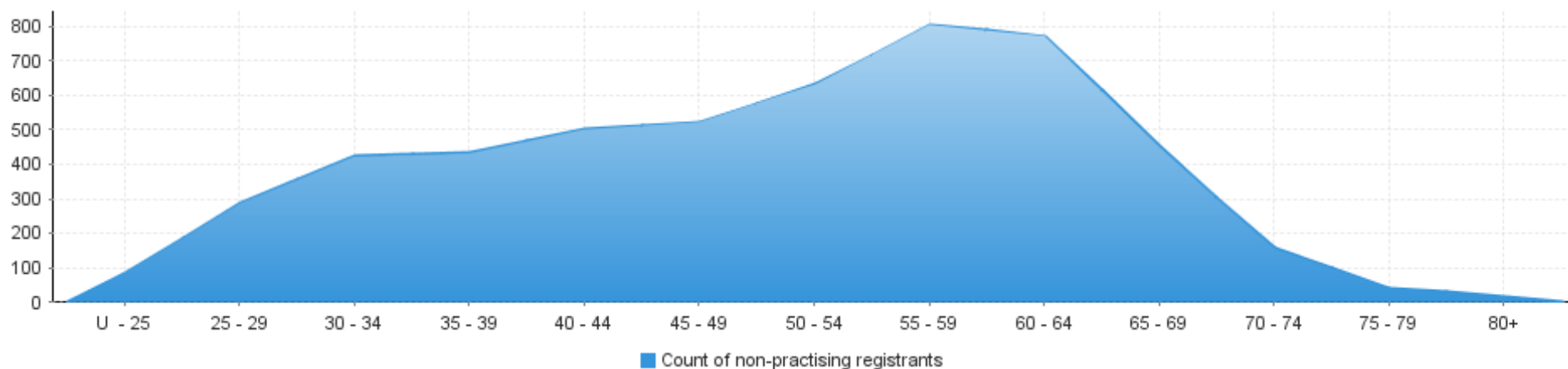
Nurse and Midwife – general registration by age group



Nurse and Midwife – non-practising registration by age group

Nurse and Midwife Age group	Nurse		Nurse & Midwife			Midwife	Total	% by Age Group	
	Enrolled Nurse (EN)	Registered Nurse (RN)	Enrolled Nurse & Registered Nurse	Enrolled Nurse (EN)	Registered Nurse (RN)				Enrolled Nurse & Registered Nurse
U - 25	28	55	1		1		85	1.66%	
25 - 29	60	205	5		7	10	287	5.60%	
30 - 34	57	336	1	1	17	10	422	8.24%	
35 - 39	61	345			16	10	432	8.43%	
40 - 44	82	373			42	4	501	9.78%	
45 - 49	109	365	1		41	7	523	10.21%	
50 - 54	147	396	5		79	5	632	12.34%	
55 - 59	187	503	2		108	5	805	15.71%	
60 - 64	128	501			138	5	772	15.07%	
65 - 69	42	315			94	1	452	8.82%	
70 - 74	8	108			37	2	155	3.03%	
75 - 79		35	1		6		42	0.82%	
80+		9			6		15	0.29%	
Total	909	3,546	16	1	592	59	909	5,123	100.00%

Nurse and Midwife – non-practising registration by age group



Nurse and Midwife – general registration by gender

Nurse and Midwife			Principal place of practice									Total	
Profession	Gender	Divisions	ACT	NSW	NT	QLD	SA	TAS	VIC	WA	No PPP		
Nurse	Female	Enrolled Nurse (EN)	597	11,549	317	10,643	6,961	1,273	17,890	4,837	68	54,135	
		Registered Nurse (RN)	3,787	65,127	2,656	44,657	18,676	5,547	57,850	24,937	7,319	230,556	
		Enrolled Nurse & Registered Nurse	44	784	50	873	449	43	1,540	401	25	4,209	
	Female Nurse Total		4,428	77,460	3,023	56,173	26,086	6,863	77,280	30,175	7,412	288,900	
	Male	Enrolled Nurse (EN)	60	1,477	68	1,158	687	125	1,747	345	16	5,683	
		Registered Nurse (RN)	540	9,849	487	5,751	2,550	783	7,156	2,709	1,201	31,026	
		Enrolled Nurse & Registered Nurse	9	156	5	133	82	2	273	41		701	
	Male Nurse Total		609	11,482	560	7,042	3,319	910	9,176	3,095	1,217	37,410	
	Nurse Total			5,037	88,942	3,583	63,215	29,405	7,773	86,456	33,270	8,629	326,310
Nurse & Midwife	Female	Enrolled Nurse (EN) & Midwife	3	4		11	1		35			54	
		Registered Nurse (RN) & Midwife	535	8,151	496	5,682	2,021	611	7,375	2,859	286	28,016	
		Enrolled Nurse & Registered Nurse & Midwife	1	9	1	3	2		27	9		52	
	Female Nurse & Midwife Total		539	8,164	497	5,696	2,024	611	7,437	2,868	286	28,122	
	Male	Enrolled Nurse (EN) & Midwife				1							1
		Registered Nurse (RN) & Midwife	12	177	25	98	46	15	78	43	8	502	
		Enrolled Nurse & Registered Nurse & Midwife		1									1
Male Nurse & Midwife Total		12	178	25	99	46	15	78	43	8	504		
Nurse & Midwife Total			551	8,342	522	5,795	2,070	626	7,515	2,911	294	28,626	
Midwife	Female	98	777	59	640	471	19	1,046	333	103	3,546		
	Male	1	5	1	2	1	1	3		1	15		
Midwife Total			99	782	60	642	472	20	1,049	333	104	3,561	
Grand Total			5,687	98,066	4,165	69,652	31,947	8,419	95,020	36,514	9,027	358,497	

Nurse and Midwife – total general registration by gender

General	Principal place of practice									Total
	ACT	NSW	NT	QLD	SA	TAS	VIC	WA	No PPP	
Female	5,065	86,401	3,579	62,509	28,581	7,493	85,763	33,376	7,801	320,568
Male	622	11,665	586	7,143	3,366	926	9,257	3,138	1,226	37,929

Nurse and Midwife – general registration by gender percentages

General	Principal place of practice									Total
	ACT	NSW	NT	QLD	SA	TAS	VIC	WA	No PPP	
Female	89.06%	88.10%	85.93%	89.74%	89.46%	89.00%	90.26%	91.41%	86.42%	89.47%
Male	10.94%	11.90%	14.07%	10.26%	10.54%	11.00%	9.74%	8.59%	13.58%	10.53%

Nurse and Midwife – non-practising registration by gender

Nurse and Midwife			Principal place of practice									Total	
Profession	Gender	Divisions	ACT	NSW	NT	QLD	SA	TAS	VIC	WA	No PPP		
Nurse	Female	Enrolled Nurse (EN)	15	279	9	156	98	16	203	72	6	854	
		Registered Nurse (RN)	44	1,294	27	463	229	77	549	264	290	3,237	
		Enrolled Nurse & Registered Nurse		3		2	2		5	1	1	14	
		Female Nurse Total		59	1,576	36	621	329	93	757	337	297	4,105
	Male	Enrolled Nurse (EN)	1	23		6	6	2	15			2	55
		Registered Nurse (RN)	7	133		40	31	9	43	20	26	309	
		Enrolled Nurse & Registered Nurse				1	1					2	
		Male Nurse Total		8	156		47	38	11	58	20	28	366
	Nurse Total			67	1,732	36	668	367	104	815	357	325	4,471
	Nurse & Midwife	Female	Enrolled Nurse (EN) & Midwife							1			1
Registered Nurse (RN) & Midwife			15	304	1	78	32	6	85	36	26	583	
Enrolled Nurse & Registered Nurse & Midwife													
Female Nurse & Midwife Total			15	304	1	78	32	6	86	36	26	584	
Male		Enrolled Nurse (EN) & Midwife											
		Registered Nurse (RN) & Midwife		5		1		1		1	1	9	
	Enrolled Nurse & Registered Nurse & Midwife												
Male Nurse & Midwife Total			5		1		1		1	1	9		
Nurse & Midwife Total			15	309	1	79	32	7	86	37	27	593	
Midwife	Female			14		6	10	1	15	6	7	59	
	Male												
Midwife Total				14		6	10	1	15	6	7	59	
Grand Total			82	2,055	37	753	409	112	916	400	359	5,123	

Nurse and Midwife – total non-practising totals by gender

General	Principal place of practice									Total
	ACT	NSW	NT	QLD	SA	TAS	VIC	WA	No PPP	
Female	74	1,894	37	705	371	100	858	379	330	4,748
Male	8	161	0	48	38	12	58	21	29	375

Nurse and Midwife – non-practising registration by gender percentages

General	Principal place of practice									Total
	ACT	NSW	NT	QLD	SA	TAS	VIC	WA	No PPP ²	
Female	90.24%	92.17%	100.00%	93.63%	90.71%	89.29%	93.67%	94.75%	91.92%	89.47%
Male	9.76%	7.83%	0.00%	6.37%	9.29%	10.71%	6.33%	5.25%	8.08%	10.53%

² Note that No principal place of practice (PPP) will include nurses and midwives with an overseas address.