



Nurse and Midwife Registrant Data: March 2014

Published April 2014

Introduction

This report contains registration information about nurses and midwives registered with the Nursing and Midwifery Board of Australia (National Board or NMBA).

The functions of the National Board are defined under the [National Law](#), and include:

- Registering nurses, midwives and students of nursing and midwifery
- Determining national registration requirements
- Developing professional codes, standards, guidelines and position statements to guide the practice of nurses and midwives
- Managing notifications, investigations and panel hearings
- Overseeing the assessment of internationally qualified nurses and midwives who wish to register in Australia
- Approving national accreditation standards and accredited programs of study leading to registration and endorsement
- Delegating to state and territory boards and committees of the NMBA, and AHPRA staff, the power to determine individual applications for registration and notification of a nurse's or midwife's health, performance and/or conduct, and a student's health or criminal history

**In New South Wales (NSW), where a co-regulatory model applies and notifications are managed separately by the Nursing and Midwifery Council NSW, the NSW Board of the NMBA is only responsible for the registration of nurses, midwives and students.*

The National Board's functions are supported by the [Australian Health Practitioner Regulation Agency](#) (AHPRA). For information about legislation governing the National Board and AHPRA, see [AHPRA's Legislation & Publications](#) at www.ahpra.gov.au/Legislation-and-Publications.aspx

AHPRA has analysed the National Board's registration data and produced a number of statistical tables about registrants to share with the professions and community. The National Board will update this statistical report regularly.

For more information on nursing and midwifery registration, please see the National Board's website: www.nursingmidwiferyboard.gov.au/Registration-and-Endorsement.aspx

Index of Tables

Nurse and Midwife – Registration Type	2
Registered Nurse and Midwife – Endorsement by Type	4
Registered Nurse and Midwife – Notations	4
Nurse and Midwife – General Registration by Age	5
Nurse and Midwife – Non-practising Registration by Age	5
Nurse and Midwife – General Registration by Gender	6
Nurse and Midwife – General Registration by Gender Percentages	6
Nurse and Midwife – Non-practising Registration by Gender	7
Nurse and Midwife – Non-practising Registration by Gender Percentages	7

Nurse and Midwife – Registration Type

The National Board recognises four nursing and midwifery registration types: general registration, limited registration, non-practising registration and student registration.

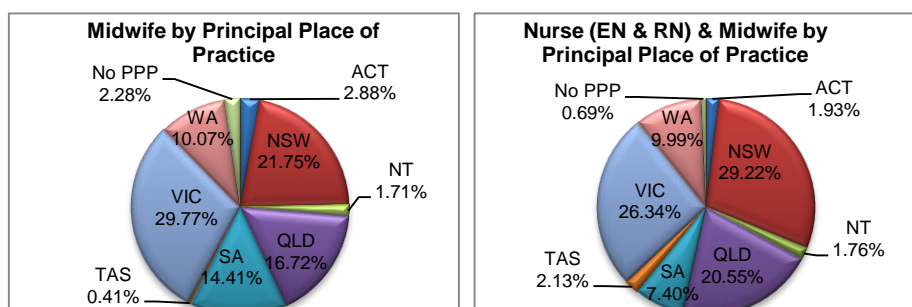
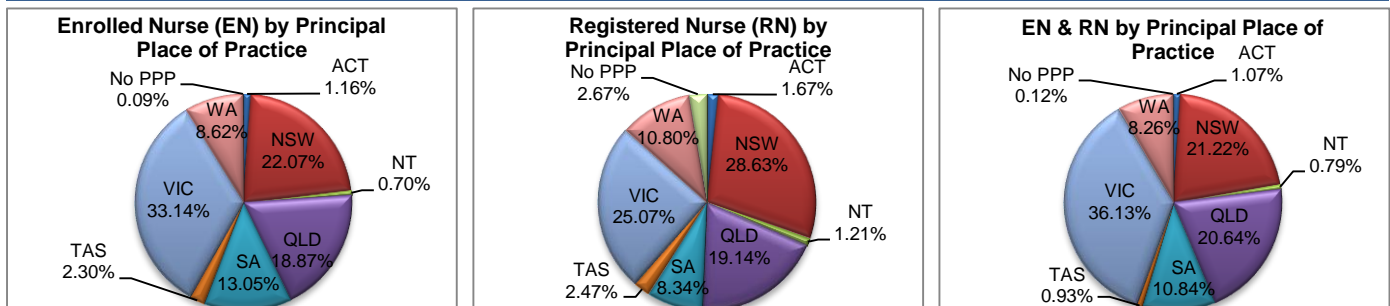
The nurse may be either a Registered Nurse or an Enrolled Nurse, or both.

Nurse and Midwife – Registration Type										
Nurse	ACT	NSW	NT	QLD	SA	TAS	VIC	WA	No PPP	Total
General										
Enrolled Nurse (EN)	692	13,199	418	11,286	7,804	1,374	19,817	5,154	53	59,797
Registered Nurse (RN)	4,298	73,654	3,114	49,241	21,455	6,346	64,487	27,771	6,870	257,236
Enrolled Nurse & Registered Nurse	53	1,053	39	1,024	538	46	1,793	410	6	4,962
Total General Nurse	5,043	87,906	3,571	61,551	29,797	7,766	86,097	33,335	6,929	321,995
Non-practising										
Enrolled Nurse (EN)	12	294	4	106	57	16	164	50	4	707
Registered Nurse (RN)	52	1,286	19	351	184	69	491	226	115	2,793
Enrolled Nurse & Registered Nurse	1	1	-	3	-	-	2	-	-	7
Total Non-practising Nurse	65	1,581	23	460	241	85	657	276	119	3,507
Total Nurse	5,108	89,487	3,594	62,011	30,038	7,851	86,754	33,611	7,048	325,502
Nurse & Midwife	ACT	NSW	NT	QLD	SA	TAS	VIC	WA	No PPP	Total
General										
Enrolled Nurse (EN) and Midwife	4	6	-	9	4	-	26	-	-	49
Registered Nurse (RN) and Midwife	578	8,833	534	6,211	2,235	644	7,915	3,018	209	30,177
Enrolled Nurse, Registered Nurse and Midwife	1	7	-	2	1	-	35	6	-	52
Total General Nurse & Midwife	583	8,846	534	6,222	2,240	644	7,976	3,024	209	30,278
Non-practising										
Enrolled Nurse (EN) and Midwife	-	-	-	-	-	-	4	-	-	4
Registered Nurse (RN) and Midwife	25	946	8	155	50	24	203	82	21	1,514
Enrolled Nurse, Registered Nurse and Midwife	-	1	-	-	-	-	1	-	-	2
Total Non-practising Nurse & Midwife	25	947	8	155	50	24	208	82	21	1,520
Total Nurse & Midwife	608	9,793	542	6,377	2,290	668	8,184	3,106	230	31,798
Midwife	ACT	NSW	NT	QLD	SA	TAS	VIC	WA	No PPP	Total
General	91	687	54	528	455	13	940	318	72	3,158
Non-practising	-	15	-	3	5	-	17	5	2	47
Total Midwife	91	702	54	531	460	13	957	323	74	3,205
Grand Total	5,807	99,982	4,190	68,919	32,788	8,532	95,895	37,040	7,352	360,505

The following table and charts show totals for General Registration

Totals for General Nurse & Midwife										
	ACT	NSW	NT	QLD	SA	TAS	VIC	WA	No PPP	Total
Enrolled Nurse (EN)	692	13,199	418	11,286	7,804	1,374	19,817	5,154	53	59,797
Registered Nurse (RN)	4,298	73,654	3,114	49,241	21,455	6,346	64,487	27,771	6,870	257,236
EN & RN	53	1,053	39	1,024	538	46	1,793	410	6	4,962

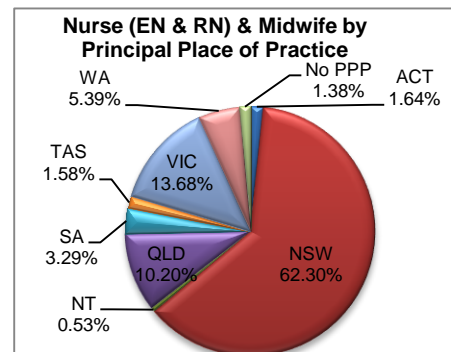
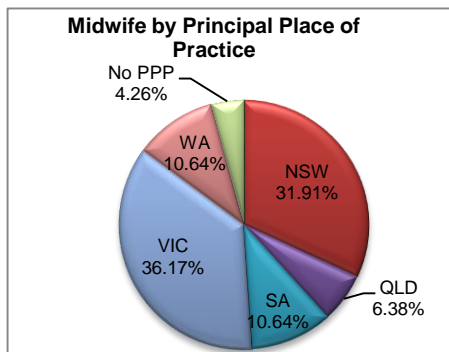
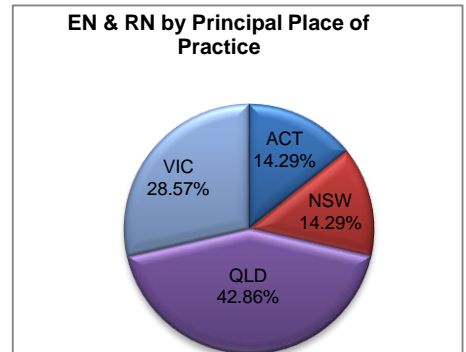
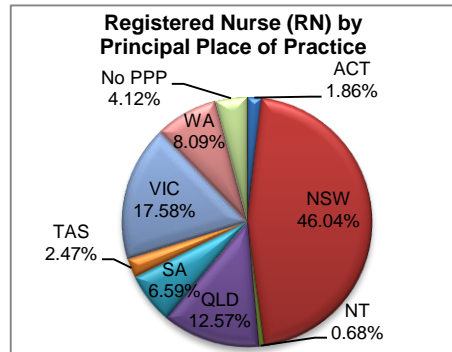
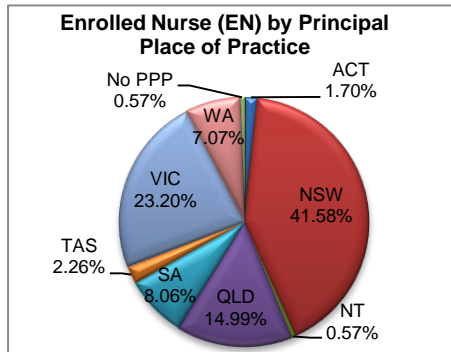
Midwife	91	687	54	528	455	13	940	318	72	3,158
Nurse (EN & RN) & Midwife	583	8,846	534	6,222	2,240	644	7,976	3,024	209	30,278



The following table and charts show totals for Non-Practising Registration

Totals for Non-Practising Nurse & Midwife										
	ACT	NSW	NT	QLD	SA	TAS	VIC	WA	No PPP	Total
Enrolled Nurse (EN)	12	294	4	106	57	16	164	50	4	707
Registered Nurse (RN)	52	1,286	19	351	184	69	491	226	115	2,793
EN & RN	1	1	-	3	-	-	2	-	-	7

Midwife	-	15	-	3	5	-	17	5	2	47
Nurse (EN & RN) & Midwife	25	947	8	155	50	24	208	82	21	1,520



Registered Nurse and Midwife – Endorsement by Type

The endorsement of registration identifies registered nurses and midwives with additional qualifications and specific expertise.

The National Board endorsements for registered nurses are:

- Nurse Practitioner – includes prescribing scheduled medicines
- Midwife Practitioner – refer [Position-Statement Midwife Practitioners \(7 April 2011\)](#)
- Registered Nurse - supply scheduled medicines (rural and isolated practice)

Note: No principal place of practice (PPP) will include nurses and midwives with an overseas address.

The National Board endorsement for midwives is:

- Eligible Midwife – prescribe scheduled medicines

Registered Nurse and Midwife – Endorsement by type										
Registered Nurse	ACT	NSW	NT	QLD	SA	TAS	VIC	WA	No PPP	Total
Nurse Practitioner	37	248	15	295	84	24	179	169	7	1,058
Schedule Medicines - Rural & Isolated Practice	3	31	7	742	6	4	62	13	4	872
Midwife	ACT	NSW	NT	QLD	SA	TAS	VIC	WA	No PPP	Total
Scheduled Medicines - Eligible Midwife	1	18	-	26	8	2	14	16	-	85

Registered Nurse and Midwife – Notations

Registered Nurses with a sole qualification in mental health nursing or paediatric nursing or disability nursing.

To ensure national consistency, registered nurses with a sole qualification in mental health nursing or paediatric nursing or disability nursing - rather than a qualification in general nursing - are identified on the national register with a notation, which states: *Solely qualified in the area of Disability Nursing / Mental Health Nursing / Paediatric Nursing.*

Registered Nurse Notation by State and Territory										
Registered Nurse	ACT	NSW	NT	QLD	SA	TAS	VIC	WA	No PPP	Total
Disability Nursing	1	20	3	7	4	-	10	21	7	73
Mental Health Nursing	6	215	33	47	49	5	154	1,203	47	1,759
Paediatric Nursing	2	106	2	23	11	1	41	142	13	341
Total	9	341	38	77	64	6	205	1,366	67	2,173

The National Board also recognises those midwives that meet the requirements of the Eligible Midwife registration standard with a notation on their registration.

The notation states:

Eligible midwife competent to provide pregnancy, labour, birth and post natal care and qualified to provide the associated services and order diagnostic investigations required for midwifery practice, in accordance with relevant State and Territory legislation.

Eligible midwife, but NOT qualified to obtain endorsement under section 94 to prescribe Schedule 2, 3, 4 & 8 medicines required for midwifery practice in accordance with state and territory legislation.

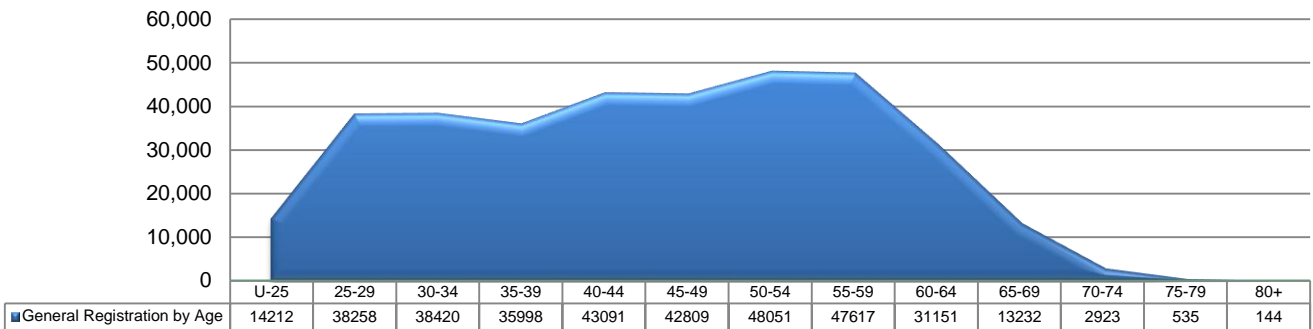
These eligible midwives will be endorsed to prescribe scheduled medicines when they successfully complete a Board-approved program of study for prescribing midwifery medicines.

Midwife Notation by State and Territory										
Midwife	ACT	NSW	NT	QLD	SA	TAS	VIC	WA	No PPP	Total
Eligible Midwife	1	41	1	94	17	4	47	28	-	233

Nurse and Midwife – General Registration by Age

Age Group	Nurse and Midwife – General Registration by Age									
	Nurse			Nurse and Midwife			Midwife	Total	% by Age Group	
	Enrolled Nurse (EN)	Registered Nurse (RN)	Enrolled Nurse & Registered Nurse	Enrolled Nurse (EN)	Registered Nurse (RN)	Enrolled Nurse & Registered Nurse				
U-25	3,290	9,973	381	1	282	15	270	14,212	3.99%	
25-29	4,786	30,276	1,247	18	1,350	8	573	38,258	10.73%	
30-34	4,394	31,059	744	5	1,752	9	457	38,420	10.78%	
35-39	4,270	28,926	573	8	1,788	6	427	35,998	10.10%	
40-44	5,814	33,634	537	9	2,640	4	453	43,091	12.09%	
45-49	7,966	30,162	564	3	3,704	5	405	42,809	12.01%	
50-54	10,125	31,138	520	3	6,023	4	238	48,051	13.48%	
55-59	10,163	30,272	287	3	6,720	1	171	47,617	13.36%	
60-64	6,322	20,106	87	2	4,539	2	93	31,151	8.74%	
65-69	2,213	9,083	20	-	1,865	-	51	13,232	3.71%	
70-74	373	2,104	2	-	428	-	16	2,923	0.82%	
75-79	51	406	-	-	74	-	4	535	0.15%	
80+	30	97	-	-	17	-	-	144	0.04%	
Total	59,797	257,236	4,962	52	31,182	54	3,158	356,441	100.00%	

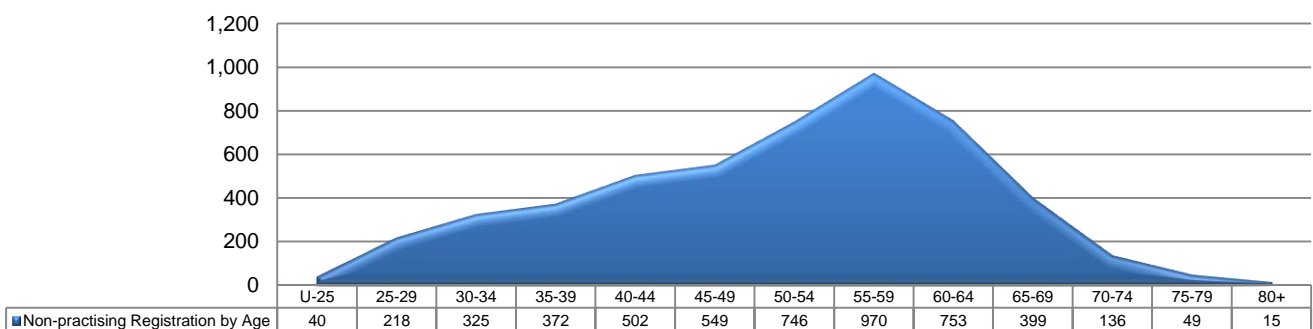
General Registration by Age



Nurse and Midwife – Non-practising Registration by Age

Age Group	Nurse and Midwife – Non-practising Registration by Age									
	Nurse			Nurse and Midwife			Midwife	Total	% by Age Group	
	Enrolled Nurse (EN)	Registered Nurse (RN)	Enrolled Nurse & Registered Nurse	Enrolled Nurse (EN)	Registered Nurse (RN)	Enrolled Nurse & Registered Nurse				
U-25	20	20	-	-	-	-	-	40	0.01%	
25-29	39	164	-	1	5	-	9	218	0.06%	
30-34	51	242	1	1	22	1	7	325	0.09%	
35-39	50	267	-	-	49	-	6	372	0.10%	
40-44	70	347	1	1	76	-	7	502	0.14%	
45-49	88	320	2	-	134	-	5	549	0.15%	
50-54	125	321	1	-	294	-	5	746	0.21%	
55-59	143	393	-	1	427	-	6	970	0.27%	
60-64	86	355	-	-	311	1	-	753	0.21%	
65-69	29	236	1	-	133	-	-	399	0.11%	
70-74	6	86	-	-	42	-	2	136	0.04%	
75-79	-	33	1	-	15	-	-	49	0.01%	
80+	-	9	-	-	6	-	-	15	0.00%	
Total	707	2,793	7	4	1,514	2	47	5,074	1.42%	

Non-practising Registration by Age



Nurse and Midwife – General Registration by Gender

General Registration by Gender										
Nurse	ACT	NSW	NT	QLD	SA	TAS	VIC	WA	No PPP	Total
Female	4,476	76,675	2,991	54,803	26,470	6,857	76,957	30,140	5,976	285,345
Enrolled Nurse (EN)	632	11,718	340	10,204	7,115	1,258	18,060	4,810	49	54,186
Registered Nurse (RN)	3,799	64,078	2,615	43,704	18,902	5,553	57,379	24,952	5,921	226,903
Enrolled Nurse & Registered Nurse	45	879	36	895	453	46	1,518	378	6	4,256
Male	567	11,231	580	6,748	3,327	909	9,140	3,195	953	36,650
Enrolled Nurse (EN)	60	1,481	78	1,082	689	116	1,757	344	4	5,611
Registered Nurse (RN)	499	9,576	499	5,537	2,553	793	7,108	2,819	949	30,333
Enrolled Nurse & Registered Nurse	8	174	3	129	85	-	275	32	-	706
Total	5,043	87,906	3,571	61,551	29,797	7,766	86,097	33,335	6,929	321,995
Nurse & Midwife	ACT	NSW	NT	QLD	SA	TAS	VIC	WA	No PPP	Total
Female	583	9,289	516	6,196	2,216	646	8,028	3,022	210	30,706
Enrolled Nurse (EN) and Midwife	4	6	-	9	3	-	29	-	-	51
Registered Nurse (RN) and Midwife	578	9,275	516	6,185	2,212	646	7,963	3,016	210	30,601
Enrolled Nurse, Registered Nurse and Midwife	1	8	-	2	1	-	36	6	-	54
Male	17	198	23	128	56	17	90	48	5	582
Enrolled Nurse (EN) and Midwife	-	-	-	-	1	-	-	-	-	1
Registered Nurse (RN) and Midwife	17	198	23	128	55	17	90	48	5	581
Enrolled Nurse, Registered Nurse and Midwife	-	-	-	-	-	-	-	-	-	-
Total	600	9,487	539	6,324	2,272	663	8,118	3,070	215	31,288
Midwife	ACT	NSW	NT	QLD	SA	TAS	VIC	WA	No PPP	Total
Female	91	683	53	527	455	12	937	318	71	3,147
Male	-	4	1	1	-	1	3	-	1	11
Total	91	687	54	528	455	13	940	318	72	3,158
Grand Total	5,734	98,080	4,164	68,403	32,524	8,442	95,155	36,723	7,216	356,441

Total General Registration by Gender										
General	ACT	NSW	NT	QLD	SA	TAS	VIC	WA	No PPP	Total
Female	5,150	86,647	3,560	61,526	29,141	7,515	85,922	33,480	6,257	319,198
Male	584	11,433	604	6,877	3,383	927	9,233	3,243	959	37,243

Nurse and Midwife – General Registration by Gender Percentages										
General	ACT	NSW	NT	QLD	SA	TAS	VIC	WA	No PPP	Total
Female	89.82%	88.34%	85.49%	89.95%	89.60%	89.02%	90.30%	91.17%	86.71%	89.55%
Male	10.18%	11.66%	14.51%	10.05%	10.40%	10.98%	9.70%	8.83%	13.29%	10.45%

Nurse and Midwife – Non-practising Registration by Gender

Non-practising Registration by Gender										
Nurse	ACT	NSW	NT	QLD	SA	TAS	VIC	WA	No PPP	Total
Female	54	1,452	22	430	217	82	603	259	108	3,227
Enrolled Nurse (EN)	11	274	4	100	54	15	156	48	2	664
Registered Nurse (RN)	43	1,177	18	327	163	67	445	211	106	2,557
Enrolled Nurse & Registered Nurse	-	1	-	3	-	-	2	-	-	6
Male	11	129	1	30	24	3	54	17	11	280
Enrolled Nurse (EN)	1	20	-	6	3	1	8	2	2	43
Registered Nurse (RN)	9	109	1	24	21	2	46	15	9	236
Enrolled Nurse & Registered Nurse	1	-	-	-	-	-	-	-	-	1
Total	65	1,581	23	460	241	85	657	276	119	3,507
Nurse & Midwife	ACT	NSW	NT	QLD	SA	TAS	VIC	WA	No PPP	Total
Female	23	929	7	151	49	22	205	81	21	1,488
Enrolled Nurse (EN) and Midwife	-	-	-	-	-	-	4	-	-	4
Registered Nurse (RN) and Midwife	23	928	7	151	49	22	200	81	21	1,482
Enrolled Nurse, Registered Nurse and Midwife	-	1	-	-	-	-	1	-	-	2
Male	2	18	1	4	1	2	3	1	-	32
Enrolled Nurse (EN) and Midwife	-	-	-	-	-	-	-	-	-	-
Registered Nurse (RN) and Midwife	2	18	1	4	1	2	3	1	-	32
Enrolled Nurse, Registered Nurse and Midwife	-	-	-	-	-	-	-	-	-	-
Total	25	947	8	155	50	24	208	82	21	1,520
Midwife	ACT	NSW	NT	QLD	SA	TAS	VIC	WA	No PPP	Total
Female	-	15	-	3	5	-	17	5	2	47
Male	-	-	-	-	-	-	-	-	-	-
Total	-	15	-	3	5	-	17	5	2	47
Grand Total	90	2,543	31	618	296	109	882	363	142	5,074

Total Non-practising Registration by Gender										
Non-practicing	ACT	NSW	NT	QLD	SA	TAS	VIC	WA	No PPP	Total
Female	77	2,396	29	584	271	104	825	345	131	4,762
Male	13	147	2	34	25	5	57	18	11	312

Nurse and Midwife – Non-practising Registration by Gender Percentages										
Non-practicing	ACT	NSW	NT	QLD	SA	TAS	VIC	WA	No PPP	Total
Female	85.56%	94.22%	93.55%	94.50%	91.55%	95.41%	93.54%	95.04%	92.25%	93.85%
Male	14.44%	5.78%	6.45%	5.50%	8.45%	4.59%	6.46%	4.96%	7.75%	6.15%